

Privacy-Preserving Protocols for Smart Cameras and Other IoT Devices

YOHAN BEUGIN, QUINN BURKE, BLAINE HOAK, RYAN SHEATSLEY, and ERIC PAULEY, University of Wisconsin-Madison, USA

GANG TAN and SYED RAFIUL HUSSAIN, The Pennsylvania State University, USA

PATRICK MCDANIEL, University of Wisconsin-Madison, USA

Millions of consumers depend on smart camera systems to remotely monitor their homes and businesses. However, the architecture and design of popular commercial systems require users to relinquish control of their data to untrusted third parties, such as service providers (e.g., the cloud). Third parties therefore can (and in some instances have) access the video footage without the users' knowledge or consent—violating the core tenet of user privacy. In this paper, we introduce CaCTUs, a privacy-preserving smart camera system that *returns control to the user*; the root of trust begins with the user and is maintained through a series of cryptographic protocols designed to support popular features, such as sharing, deleting, and viewing videos live. In so doing, we demonstrate that it is feasible to implement a performant smart-camera system that leverages the convenience of a cloud-based model while retaining the ability to control access to (private) data. We then discuss how our techniques and protocols can also be extended to privacy-preserving designs of other IoT devices recording time series data.

CCS Concepts: • **Security and privacy** → **Privacy-preserving protocols; Domain-specific security and privacy architectures; Key management.**

Additional Key Words and Phrases: Smart Camera System, IoT, Privacy-Preserving Protocols, Complete Mediation, End-to-end Encryption, Fine-grained and Peer-to-Peer Delegation

ACM Reference Format:

Yohan Beugin, Quinn Burke, Blaine Hoak, Ryan Sheatsley, Eric Pauley, Gang Tan, Syed Rafiul Hussain, and Patrick McDaniel. 2023. Privacy-Preserving Protocols for Smart Cameras and Other IoT Devices. In . ACM, New York, NY, USA, 30 pages. <https://doi.org/XXXXXXX.XXXXXXX>

1 INTRODUCTION

Smart camera systems are changing the way consumers secure their homes and businesses. Commercial camera systems have been remarkably successful; they have become the *de facto* monitoring system, as they offer the following essential services with plug-and-play support: (1) watch live and recorded video feeds, (2) share videos with others, (3) delete recorded videos, (4) recover access to the system, and (5) perform a full factory reset. Yet, while the market demand for smart camera systems continues to grow rapidly as reported by *Ring* [12, 26, 27, 59], *Wyze* [60], and *Arlo* [4], consumers have come to realize that the costs of owning a smart camera system are not exclusively monetary.

Commercially available smart camera systems follow a threat model that mandates undue trust *by design*; the service provider is granted unfettered access to the video content of any consumer who uses their system. Ring has come under legal scrutiny [21, 24] for allowing more than 2,000 government agencies to directly request videos from users without formal due process [9, 34, 46, 49]. Perhaps even more troubling, employees are viewing and annotating live user streams

Permission to make digital or hard copies of all or part of this work for personal or classroom use is granted without fee provided that copies are not made or distributed for profit or commercial advantage and that copies bear this notice and the full citation on the first page. Copyrights for components of this work owned by others than ACM must be honored. Abstracting with credit is permitted. To copy otherwise, or republish, to post on servers or to redistribute to lists, requires prior specific permission and/or a fee. Request permissions from permissions@acm.org.

© 2023 Association for Computing Machinery.

Manuscript submitted to ACM

53 for research [6, 15] while others are abusing their access to view and share users' videos online [29, 53]. Moreover,
54 research has posited that these systems can be transformed into mass surveillance systems, given their widespread
55 adoption [10–12, 32, 34, 38, 39, 48]. The message behind the underlying design of modern smart camera systems is
56 clear: users do not have control over their own videos and system, compromising user privacy.
57

58 To this end, we answer the following question: *can users afford all of the features present in commercial smart camera*
59 *systems, without compromising their privacy?* A cryptographic approach is a plausible way to protect users' privacy in that
60 it enables users to solely assume control over videos stored in the cloud. However, practical realizations of such systems
61 face several key challenges: cryptographic protections (e.g., encryption) incur computational overheads, affecting system
62 performance, since stored videos are encrypted; a fine-grained sharing scheme (i.e., sharing specific video fragments)
63 requires a user-controlled key management system; and generating, storing, rotating, and re-negotiating cryptographic
64 keys poses further challenges on performance and usability. Troublingly, even if such challenges could be addressed,
65 events have demonstrated that encryption alone is not sufficient to protect users from abuses by governments through
66 coercion [23, 33]. Thus, meeting performance, security, privacy, and usability goals demands a novel approach that is
67 sensitive to the unique requirements of this domain.
68

69 In this paper, we present CaCTUs, a privacy-preserving smart Camera system Controlled Totally by Users. Inspired
70 by information privacy laws, CaCTUs is designed to enforce three privacy goals through known security properties: (1)
71 *the right to not be seen*: the user is assured *confidentiality* of stored videos and live video streams; (2) *the right of sole*
72 *ownership*: the user (and only the user) is trusted, and has *complete mediation* over access to their data by others; (3) *the*
73 *right to be forgotten*: deleted videos are not recoverable, even in cases of coercion. Moreover, we show that the protocols
74 involved in CaCTUs can be generalized to other IoT devices.
75

76 To meet the required feature set of commercial systems and address the stringent technical challenges and privacy
77 goals of smart camera systems, we design CaCTUs as follows: it allows the user to solely assume control of the smart
78 camera system through a direct and physical pairing process (that is, without relying on or trusting third parties);
79 isolates and protects access to video footage through encryption, key rotation, and key management; enables viewing
80 live and stored videos through performance-aware cryptographic algorithms; supports video deletion and factory reset
81 via key rotation and management; and provides fine-grained (i.e., on the scale of seconds) peer-to-peer delegation of
82 video footage through a binary key tree. We make the following contributions:
83

- 84 (1) We present CaCTUs, a privacy-preserving smart Camera system Controlled Totally by Users, that returns
85 controls of the system to users without compromising features found in commercial smart camera systems.
86
- 87 (2) We perform a performance and functional user evaluations of our system and find that CaCTUs can serve a live
88 video stream at a resolution of 480 p, at a frame rate of 10 fps, with a latency of 2 s and that it is natural and
89 easy to use, all while meeting our privacy goals.
90
- 91 (3) We demonstrate how the protocols used in CaCTUs can be adapted to a broader class of devices.
92

93 We release CaCTUs as an open-source artifact for the development of future privacy-preserving IoT devices¹.
94

95 2 BACKGROUND

96 2.1 Smart Camera Systems

97 A smart camera system is a collection of cameras that are connected to the Internet, allowing *owners* (i.e., those who
98 purchase and configure the system) to view live and recorded videos of their homes from anywhere. Most companies
99

100 ¹Available at <https://github.com/siis/CaCTUs>.
101
102

105 sell their systems as an integrated ecosystem: cameras work with a purpose-built smartphone application that allows
106 the owner to view footage, delegate access, and administer their smart camera system. At the core of these systems are
107 five functions: (1) recording and streaming, (2) sharing (delegation), (3) deleting, (4) access recovery, and (5) factory
108 reset. Each function places requirements and motivates the architecture of the ecosystems available to consumers.
109

110 *Recording and Streaming.* Camera systems allow owners to view live and recorded footage from all cameras they own
111 using a smartphone application, allowing them to monitor the current status of their property. As the most fundamental
112 function provided by camera systems, this is expected to work reliably and globally: users want to be able to view
113 footage anywhere, and recover footage even in the case of physical failures of the camera or home Internet connection.
114 To facilitate this, consumer smart camera systems currently entrust the data to a cloud provider, streaming camera data
115 to cloud storage as it is captured and making it available to the owner's device. As a result, access to the footage is
116 managed by the cloud provider, who must be trusted to prevent unauthorized access.
117
118
119

120 *Delegation.* Owners want to share access to their camera systems with others. We refer to this capability as *delegation*.
121 Whether used to provide a house-sitter with access to live footage during a vacation, or sharing video of an incident
122 after the fact, this delegation is expected to be *fine-grained*, meaning it applies to specific users (*delegates*) for only
123 the portion of time that they need access. Consumer smart camera systems allow policy enforcement as a means of
124 delegation: each user has an attached policy for the time range of live or recorded footage they may access, and cloud
125 storage mediates this to prevent delegates from exceeding their policies.
126
127

128 *Deletion.* Owners expect the ability to fully delete their data to prevent further access by any party. As recorded data
129 from camera systems are saved to the cloud, owners must trust cloud providers to delete their data when requested,
130 including copies stored elsewhere in the cloud.
131

132 *Access Recovery.* Since access to smart camera systems is mediated by a set of credentials (e.g., a username and
133 password), these systems must account for the possibility of a user losing them. When authentication is performed by a
134 cloud service, this is relatively straightforward: user's identity is verified via other means, such as a password reset
135 through email. As we will discuss, however, such recovery is only trivial because of the trust assumptions of these
136 systems, and we will see that this critical function requires careful thought under other trust models.
137
138

139 *Reset.* Finally, owners may wish to stop use of the smart camera system. They will expect all of their stored footage
140 to be deleted, access to live footage revoked, and the device returned to a condition where it may be set up by another
141 user. This is equivalent to delete all stored data and then reset the physical camera itself.
142
143

144 2.2 Privacy in Smart Camera Systems

145 Smart camera systems have been shown to have both privacy and security risks [6, 9, 14, 15, 29, 34, 46, 49, 53]. Motivated
146 by legal frameworks (e.g., the California Consumer Privacy Act (CCPA), California Privacy Rights Act (CPRA), and the
147 European General Data Protection Regulation (GDPR), among others [8, 35, 36, 42–44, 47]), we identify the following
148 concrete rights that a *privacy-preserving system* should afford to the system owner, in practice, they imply that device
149 owners must have exclusive control over the collection of data, its uses, and the access delegations to it:
150

- 151 (1) **Right to not be seen:** no unauthorized user can view stored videos or live video streams.
- 152 (2) **Right of sole ownership:** the owner retains full control of their data and who they trust.
- 153 (3) **Right to be forgotten:** deleted videos are not recoverable, even in cases of coercion.
- 154
- 155
- 156

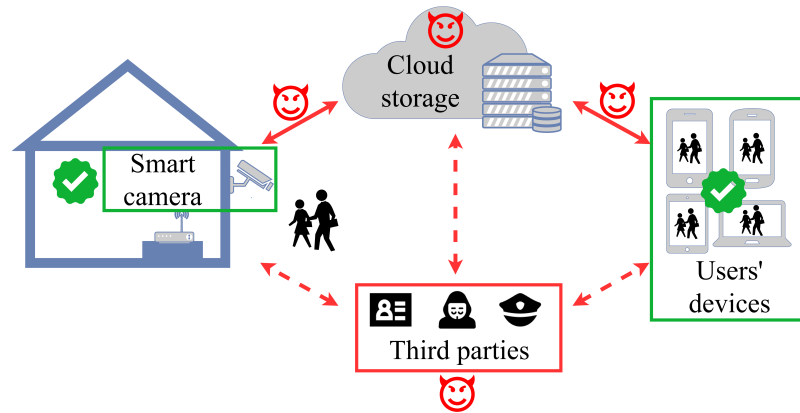


Fig. 1. Overview of the components and actors in the privacy-preserving smart camera system CaCTUS: the camera devices and the users' devices are trusted while the cloud storage provider, the networks, and any other third party are untrusted.

2.3 Threat Model

Our goal in this work is to demonstrate a smart camera system that provides feature parity with commercial systems while placing no trust in a cloud provider or other third party. As such, we work under a threat model wherein edge devices (i.e., the smart camera and end-user devices) are trusted, but the cloud storage provider, network, and any other third-party service are untrusted (see Figure 1 for an overview of CaCTUS's threat model).

We only trust the devices owned by the users (cameras, smartphones, laptops, or tablets) to securely handle the encryption and decryption keys used in the system, and we trust the device manufacturer to provide us with a camera device that correctly executes its functionality. This additionally implies that supply-chain exploits against the camera manufacturer are out of scope. We trust the other applications running on the users' devices (or that the operating system sufficiently isolates these applications) and we assume that the cryptographic algorithms used provide the advertised guarantees (e.g., Diffie-Hellman assumption [16] and RSA public-key cryptosystem [52]).

We also acknowledge that access under our system may be universally delegated: once granted access to a video, a party is not prevented from sharing with others or downloading and storing the videos somewhere else. Partial mitigations to this may be considered, but as such sharing can occur outside the purview of our system complete prevention is not possible. Encrypted frames are assumed to be publicly accessible (as we do not trust the cloud to do any access control mediation), thus we acknowledge that access pattern to the cloud storage may be leaked in CaCTUS. Ongoing research in Private Information Retrieval (PIR) or Oblivious RAM (ORAM) could provide potential mitigations through the use for example of random accesses and dummy writes to the cloud storage. Finally, physically tampering with the devices (modifying the hardware, chip-level changes to edit the software execution, etc.) and denial of service attacks are outside the scope of our work.

3 CACTUS

3.1 Overview

In the following sections, we will describe how CaCTUS meets the privacy goals described in Section 2 by providing the following three security properties: (1) *confidentiality*: stored videos and live video streams cannot be viewed by

209
210
211
212
213
214
215
216
217
218
219
220
221
222
223
224
225
226
227
228
229
230
231
232
233
234
235
236
237
238
239
240
241
242
243
244
245
246
247
248
249
250
251
252
253
254
255
256
257
258
259
260

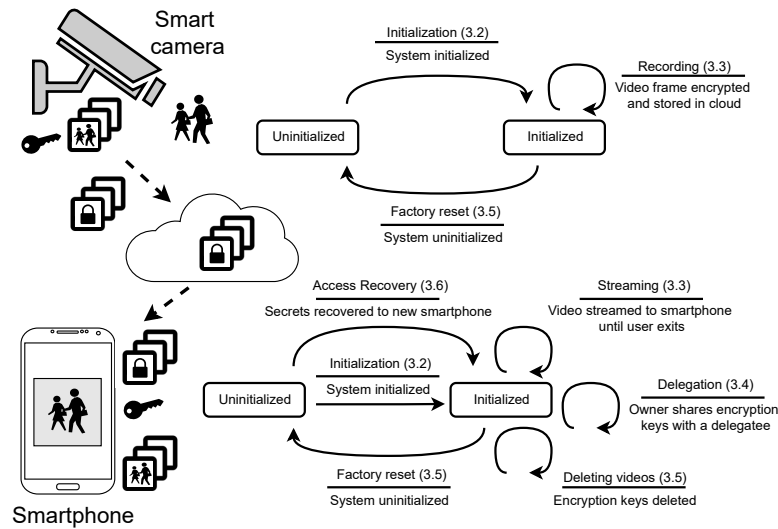


Fig. 2. Overview of the recording and streaming operations; the camera records video frames, encrypts them locally, sends the encrypted frames to the cloud, from where the smartphone application downloads them, decrypts them locally, and plays the video. The right part is the overview of the states and actions in the CaCTUS system for the camera at the top right and the owner’s smartphone at the bottom right (references indicated between parentheses are the subsections to refer to for more details).

unauthorized parties, (2) *complete mediation*: the user fully controls access to their data by others, and (3) *deletion*: deleted videos are not recoverable, even in cases of coercion. Each subsection motivates the privacy goals before providing technical details of the feature. We refer to [Appendix A](#) for the notation used in our cryptographic constructions and algorithms and to [Appendix D](#) for the storyboard of the CaCTUS’s smartphone application. For clarity, we consider only a single camera, though our approach readily generalizes to multi-camera systems by applying the described protocols to each camera individually.



Figure 2 shows an overview and state diagram of CaCTUS. The camera locally encrypts recorded video frames before uploading them to cloud storage. The smartphone application performs the reverse operations: it downloads the frames, decrypts them locally, and plays the video. Regular key rotation and secure key management allow the system to support secure streaming, delegation, deletion, recovery, and reset.

3.2 Initialization

During initialization, the user’s smartphone and camera establish a trust association used for all other steps, so the security of this step is critical to that of the system as a whole. In CaCTUS, we adapt the *Seeing-Is-Believing* (SiB) technique introduced by McCune, Perrig, and Reiter [37] to establish an authenticated communication channel between devices that share no prior context (and without having to trust any third party). Specifically, we use the visual channel as an out-of-band means to verify the authenticity of each end of a Bluetooth channel.

This secure pairing bootstraps the system to allow the owner of the device to communicate directly with the camera (for system initialization) while ensuring confidentiality and integrity. Thus, negotiation of encryption keys to establish the root of trust can be done without any other party involved. Moreover, the required proximity and physical interaction

Table 1. Protocol followed by the camera and the owner's smartphone during the initialization, \odot and ✉ respectively correspond to what is obtained through the visual and Bluetooth channels.

	Camera	\odot	✉	Smartphone
1		h_{PK_f}	\rightarrow	
2			$\xrightarrow{PK_f}$	$h'_f = \text{hash}(PK_f)$ $h'_f \stackrel{?}{=} h_{PK_f}$
3	$h'_o = \text{hash}(PK_o)$		$\xleftarrow{PK_o}$	$\text{gen}(SK_o, PK_o)$
4	$h'_o \stackrel{?}{=} h_{PK_o}$	h_{PK_o}	$\xleftarrow{\quad}$	
5	$DH(SK_f, PK_o)$		$\xleftrightarrow{\text{check}}$	$DH(SK_o, PK_f)$
6	$\text{gen}(SK_c, PK_c)$		$\xrightarrow{PK_c}$ (RSA)	
7	$\text{init}(\text{secrets})$		$\xleftarrow{\text{secrets}}$ (RSA)	$\text{gen}(\text{escrow})$ passphrase

between the devices would render attack attempts easily detectable by the system owners. The initialization protocol between the camera and the owner's smartphone application is as follows (see Table 1):

- (1) A pair of factory-generated asymmetric keys (SK_f, PK_f) is present on the camera device, and the hash of its public key h_{PK_f} is embedded into a QR code on the back of the device (recall from Section 2.3 that the supply chain is trusted). The owner's smartphone scans this QR code and stores its content.
- (2) The camera and the owner's smartphone connect through Bluetooth and the camera sends its public key PK_f to the owner, who computes the hash of the camera's public key h'_f and checks that it matches the hash retrieved from the QR code.
- (3) If they match, the owner's smartphone generates its own asymmetric pair of keys (SK_o, PK_o) and sends its public key PK_o through Bluetooth, the camera computes the hash h'_o of the owner's public key.
- (4) On the screen of the owner's smartphone is displayed the QR code with the hash of the owner's public key. The camera retrieves the content from the QR code and checks that it matches h'_o .
- (5) If the key hashes match, both devices now verify that the other device knows the secret key corresponding to the public key that they advertised earlier. This can be done for instance by applying the Diffie-Hellman key exchange to compute their shared secret and then by exchanging a series of encrypted messages where both parties prove their knowledge.
- (6) The camera then generates a new asymmetric key pair (SK_c, PK_c) that it will use for future communication (to avoid further reliance on the factory-generated key). The camera then shares its public key PK_c with the owner through Bluetooth in an authenticated way using RSA and the factory-generated asymmetric key pair

(SK_f, PK_f). Note that we could have used the shared secret computed at the previous step through Diffie-Hellman, however, we chose to use RSA to align this step of our initialization protocol with the future protocols presented in CaCTUs as well as because we want authentication of the messages.

- (7) Next, the owner sends their *secrets* to the camera device to complete system setup, this is done in a secure and authenticated way using RSA, but this time the new asymmetric key pair of the camera is used (SK_c, PK_c). First, they send *wifi credentials* of the wifi network the camera should connect to. Then, they generate and send a *seed key* that will be used to derive the keys to encrypt video frames. Lastly, they send *escrow material* (protected by a non-recoverable *passphrase*) that may be used by the owner to recover access to the system (see Section 3.6 for details about the escrow material). If necessary, during this step the owner could also configure the cloud storage option they want to use if different than the default one.

At this point, the system is initialized, the camera begins recording, and the owner can execute other functions.

3.3 Recording and Streaming Videos

Here we describe how to ensure the *confidentiality*, *integrity*, *authenticity*, and *freshness* of the recorded video footage. The video frames and metadata are encrypted locally at the camera and asymmetrically signed in blocks of N frames, before being uploaded to cloud storage. At each key rotation, the camera device securely erases the encryption keys previously used as it does not need them anymore. To view a video, users of the system download the encrypted data from the cloud storage, derive the decryption keys locally (if they have access to them), and decrypt the frames to rebuild the video. Thus, only users with access to the appropriate decryption keys can view the footage. As the camera is recording, it performs the following:

- (1) Consider a block of N frames. Each frame F_i is recorded at timestamp t_i .
- (2) A key rotation scheme is used to derive encryption keys for a given frame (this will prove useful for delegation, discussed in Section 3.4). The rotation scheme \mathcal{K} provides a key k_i , the key used to encrypt frame F_i . An initialization vector IV_i is randomly generated.

$$\{k_i = \text{Extract}(\mathcal{K}, i) | i \in \llbracket 1, N \rrbracket\}$$

$$\{IV_i = \text{RandBytes}(16) | i \in \llbracket 1, N \rrbracket\}$$

- (3) Authenticated encryption is used to symmetrically encrypt each frame (**confidentiality**) into the corresponding ciphertext C_i using the AES algorithm in Galois/Counter Mode (GCM, chosen for its performance) with a 256-bit key. Additional authenticated data t_i is passed along and a tag τ_i is generated (**freshness and integrity**).

$$\{C_i || t_i, \tau_i = \text{AES256Enc}(IV_i, k_i, F_i, t_i) | i \in \llbracket 1, N \rrbracket\}$$

- (4) A signature σ of the block is computed using the private key SK_c of the camera and the N tags of the frames in this block (**authenticity**).

$$\sigma = \text{Sign}(SK_c, \tau_1 || \tau_2 || \dots || \tau_N)$$

- (5) The encrypted and authenticated frames $\langle \{C_i || t_i, IV_i, \tau_i | i \in \llbracket 1, N \rrbracket\}, \sigma \rangle$ are uploaded to the cloud along with their corresponding metadata (initialization vector used for encryption, tag, and timestamp).

Each user who has access to the correct decryption keys can download these encrypted and authenticated frames $\langle \{C_i || t_i, IV_i, \tau_i | i \in \llbracket 1, N \rrbracket\}, \sigma \rangle$. To view the video, the user performs the following:

- 365 (1) We consider a block of N frames of signature σ downloaded on demand. Each ciphertext C_i along with its tag
 366 τ_i , encrypted using the initialization vector IV_i , corresponds to a frame recorded at timestamp t_i .
 367 (2) The signature σ of the block is verified with the public key PK_c of the camera and the N tags of the frames in
 368 this block (**authenticity**).
 369

$$1 \stackrel{?}{=} \text{Verify}(PK_c, \sigma, \tau_1 || \tau_2 || \dots || \tau_N)$$

- 370
 371 (3) If the signature is correct, the corresponding symmetric key k_i is extracted from key rotation scheme \mathcal{K} . Then,
 372 symmetric authenticated decryption turns each ciphertext C_i into the corresponding frame F_i (**confidentiality**)
 373 while checking data integrity (**integrity and freshness**)
 374

$$\{k_i = \text{Extract}(\mathcal{K}, i) | i \in \llbracket 1, N \rrbracket\}$$

$$\{F_i = \text{AES256Dec}(IV_i, k_i, C_i || \tau_i) | i \in \llbracket 1, N \rrbracket\}$$

375
 376
 377
 378
 379 Encryption is performed *end-to-end*: data is encrypted locally at the camera before being stored in the cloud and
 380 decrypted locally at the smartphone after being retrieved. Furthermore, integrity is ensured using an authenticated
 381 encryption scheme, so that the video footage cannot be tampered with during transmission or storage. Lastly, the
 382 identity of the camera is embedded into the video frames (and signed) so that users can attest the authenticity of the
 383 video footage. This scheme allows the user to verify the integrity, authenticity, and freshness of an arbitrary set of video
 384 frames, so that they then decrypt the frames and rebuild the video for playback.
 385
 386


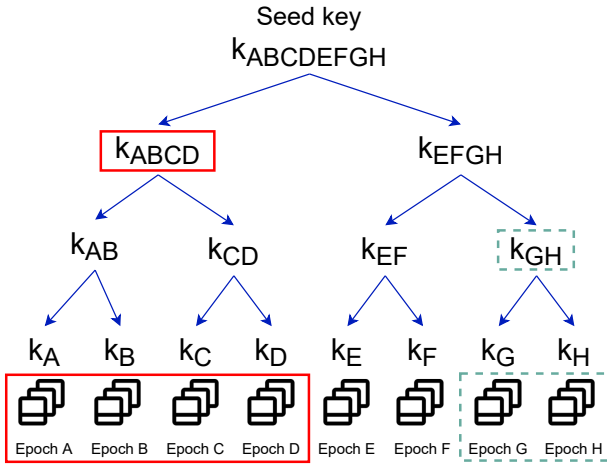
387 3.4 Delegation

388
 389 Users must have complete mediation over access to their videos. CaCTUs achieves this by ensuring that the owner has
 390 control of the keys used to encrypt the video footage. However, they may also want to delegate access to their videos
 391 (e.g., to friends or family) for different periods of time. Achieving fine-grained sharing capabilities for delegates is
 392 nontrivial: we want to support delegation without knowing beforehand to whom the owners will delegate access or for
 393 how long. To enable this, we rotate the keys used to encrypt the video frames at the end of every *epoch* (a fixed-size
 394 time interval). We use a binary key tree construction to facilitate the management of all the keys for the camera device,
 395 owners, and delegates. A peer-to-peer pairing is adopted for sharing keys so that there is no reliance on a third party.
 396
 397

398 Recall that frames are encrypted using a symmetric key derived from a key rotation scheme \mathcal{K} . In practice, to support
 399 delegation, this rotation scheme is a binary key tree, inspired by the key tree introduced by Kocher [31]. The tree is
 400 of a fixed depth $d_{\mathcal{K}}$. In the tree, each leaf node holds some cryptographic key k and covers a specific epoch: a time
 401 interval $[t_j, t_{j+1})$ of fixed-size $\delta_{\mathcal{K}}$. The root node of the tree is initialized with a seed key that is negotiated during
 402 the initialization of CaCTUs (see Section 3.2). The timestamp of this negotiation is used for t_0 , with $t_{j+1} = t_j + \delta_{\mathcal{K}}$.
 403 The leaf nodes in the tree hold the encryption keys for every epoch. Each node in the tree can be derived from the
 404 root node knowing the derivation equations and relations between the parent node and its two children. Within
 405 each epoch, the symmetric key used for each frame is identical. The derivation of keys is based on a Hash-Based Key
 406 Derivation function (HKDF), which is a one-way process [28]. If we have k_{parent} , then $k_{left} = \text{HKDF}(k_{parent})$ and
 407 $k_{right} = \text{HKDF}(k_{parent} \oplus 1)$. Therefore, for a given key in the tree, a user can only derive the keys below it but not the
 408 ones above (see Figure 3a for an illustration).
 409
 410
 411

412 The binary key tree is useful for several reasons. First, it decreases the amount of keys that need to be shared with
 413 the delegates, as the derivation algorithm is publicly known by the Kerckhoffs's principle and a specific part of the key
 414 tree can be reconstructed on-demand by a delegatee that is given access to a node of the tree. Moreover, it is storage
 415
 416

417
418
419
420
421
422
423
424
425
426
427
428
429
430
431
432
433
434
435
436
437
438
439
440
441
442
443
444
445
446
447
448
449
450
451
452
453
454
455
456
457
458
459
460
461
462
463
464
465
466
467
468



(a) Key Tree Construction used by CaCTUs, the keys to be shared to give access to the corresponding footage are framed. (b) Establishment of a secure and authenticated Bluetooth pairing with a delegatee.

Fig. 3. Delegation in CaCTUs



space-efficient, as the key rotation mechanism generates a large number of encryption keys. When key rotation happens and the camera device securely erases the previous encryption keys, the camera device only needs to save at most $d_{\mathcal{K}}$ nodes to keep functioning. Further, it is simple to find which node is responsible for the encryption or decryption of a specific timestamped frame (through a binary search). Lastly, it facilitates the recovery process for the owners as only a subset of keys needs to be recovered to rebuild the tree from the escrow material.





Delegation is supported by giving some keys of the key tree to each delegatee (an example is given in Figure 3a where keys to share and their corresponding epochs are framed). From there, each delegatee can derive the associated keys to correctly decrypt and view only video footage captured within the time window they were authorized for. The depth $d_{\mathcal{K}}$ and the epoch size $\delta_{\mathcal{K}}$ are configurable parameters of the system. The size of an epoch $\delta_{\mathcal{K}}$ corresponds to the lowest delegation granularity achievable in CaCTUs.

Delegation uses a peer-to-peer approach similar to the physical pairing of the initialization with the camera. Table 2 shows the details of the operations performed during the delegation protocol between the owner and a delegatee:

- (1) The pair of asymmetric keys (SK_o, PK_o) is present on the smartphone of the owner. When the delegation process starts, the smartphone application of the owner displays a QR code in which the hash of the owner's public key h_{PK_o} is embedded. The delegatee's smartphone scans this QR code and stores its content.
- (2) The delegatee and the owner's smartphone connect through Bluetooth and the owner sends its public key PK_o to the delegatee, who computes the hash of the owner's public key h'_o and checks that it matches the hash retrieved from the QR code.
- (3) If they match, the delegatee's smartphone generates its own asymmetric pair of keys (SK_d, PK_d) and sends its public key PK_d through Bluetooth, the owner computes the hash h'_d of the delegatee's public key.
- (4) On the screen of the delegatee's smartphone is displayed the QR code with the hash of the delegatee's public key. The owner retrieves the content from the QR code and checks that it matches h'_d .

- 469 (5) If the key hashes match, both devices now verify that the other device knows the secret key corresponding to
 470 the public key that they advertised earlier. This is can be done for instance by applying the Diffie-Hellman key
 471 exchange to compute their shared secret and then by exchanging a series of encrypted messages where both
 472 parties prove their knowledge.
 473
 474 (6) Then, the owner extracts the keys $\{k_i\}$ to share and send them in an encrypted and authenticated way using
 475 RSA to the delegatee to give them access to the corresponding videos. Note that this last step does not necessary
 476 need to be done through Bluetooth and could be done over the Internet too without undermining the security
 477 of the delegation protocol.
 478
 479

480 Table 2. Protocol followed by the smartphone application of the owner and the delegatee during delegation,  and  respectively
 481 correspond to what is obtained through the visual and Bluetooth channels.
 482

	Owner			Delegatee
484				
485		h_{PK_o}		
486	1	$\xrightarrow{\hspace{1cm}}$		
487				
488				$h'_o = hash(PK_o)$
489			PK_o	$h'_o \stackrel{?}{=} h_{PK_o}$
490			$\xrightarrow{\hspace{1cm}}$	
491				
492	$h'_d = hash(PK_d)$		PK_d	$gen(SK_d, PK_d)$
493	3		$\xleftarrow{\hspace{1cm}}$	
494				
495	$h'_d \stackrel{?}{=} h_{PK_d}$	h_{PK_d}	$\xleftarrow{\hspace{1cm}}$	
496	4			
497	$DH(SK_o, PK_d)$		\xleftrightarrow{check}	$DH(SK_d, PK_o)$
498				
499	$keys \{k_i\}$		$\xrightarrow[\text{(RSA)}]{\{k_i\}}$	$\mathcal{K} = init(\{k_i\})$
500	6			
501				

502 3.5 Deleting Videos and Factory Reset

503 CaTUs users must be able to delete their videos and factory reset their system. As video frames are uploaded to the
 504 cloud, deleting them would require trusting the cloud storage provider to do so. However, as video frames can not be
 505 decrypted without the decryption keys, deleting these keys is equivalent to deleting the corresponding video. Owners
 506 can achieve this by deleting select decryption keys (i.e., a subset of nodes in the key tree) and by updating the *escrow*
 507 *material*, so that the keys below them in the tree cannot be recomputed, even in cases of coercion. Thus, with a tree
 508 depth of $d_{\mathcal{K}}$, for each portion of video content composed of n_e epochs to delete, the upper bound of the number of nodes
 509 that must be deleted from the tree is $\mathcal{O}(d_{\mathcal{K}}n_e)$. To provide an example: in [Figure 3a](#), to delete k_A (key for epoch A), keys
 510 $\{k_{AB}, k_{ABCD}, k_{ABCDEFGH}\}$ must also be deleted. Thus, $\{k_B, k_{CD}, k_{EFGH}\}$ must be saved in this sparser key tree so that
 511 the corresponding videos can still be decrypted. Recall also that the camera device securely deletes the encryption keys
 512 as soon as it does not need them anymore due to key rotation. Note that with this mechanism, delegatees may still know
 513 some decryption keys that were deleted from the owner's device. As discussed in our threat model (see [Section 2.3](#)),
 514 once granted access to a video, a party is not prevented anyway from having already shared or downloaded the video.
 515
 516
 517
 518
 519
 520

To factory reset, the camera and the owner must forget about all the encryption keys (symmetric and asymmetric), as well as the *secrets* exchanged during initialization, and the *escrow material*. Thus, for both cases (see Table 3a):

- (1) The owner sends the timestamped and authenticated request encoding the operation as well as any updated *key material* encrypted and authenticated with RSA (recall that the owner and the camera have shared their asymmetric public keys during initialization). This can be done through Bluetooth or remotely over the Internet.
- (2) At reception, the camera verifies the authenticity of the deletion or reset operation; if valid it sends an ack and performs it. When receiving the ack, the owner's smartphone applications completes the delete or reset operation locally.

Table 3. Deletion, factory reset, and access recovery protocols.

(a) Protocol followed by the owner and the camera during deletion or factory reset operations. \rightarrow and \leftarrow respectively corresponds to the Bluetooth or any other channel such as the Internet.

	Owner	\rightarrow or \leftarrow	Camera
1	<i>update key material</i>	<i>operation & key material</i> \rightarrow (RSA)	<i>verify operation?</i>
2	<i>complete operation</i>	<i>ack</i> \leftarrow (RSA)	<i>perform operation</i>

(b) Protocol followed by the camera and the smartphone application of the user trying to recover access. \rightarrow correspond to what is obtained through the Bluetooth channel.

	New smartphone	\rightarrow	Camera
1		<i>request</i> \rightarrow	
2	<i>passphrase known?</i>	<i>escrow material</i> \leftarrow	
3	$(SK_o, PK_o), PK_c,$ <i>and \mathcal{K} retrieved</i>		

3.6 Access Recovery

In case owners lose access to their smartphone, they must be able to recover access to the system. However, in a privacy-preserving system where no third party is trusted, achieving this is nontrivial. To solve this, we generate an *escrow material* during the initialization step that contains all of the information needed by the owners to recover access to their system. The escrow material is encrypted by an unrecoverable passphrase only known by the owner and stored on the camera. The escrow material gives access to the following secrets :

- The *owner's asymmetric key pair* (SK_o, PK_o) encrypted with a randomly generated key of size 128 bits and corresponding to the passphrase displayed to the owner during initialization.
- The *key material* necessary to build the key tree \mathcal{K} (for details about this key tree see Section 3.4) asymmetrically encrypted with the owner's key.
- The *asymmetric public key* PK_c of the camera (does not need to be encrypted).

Table 3b details the steps executed during access recovery to the system:

- (1) The owner uses their new smartphone to request through Bluetooth to the camera the escrow material.
- (2) The camera sends back the escrow material. Note that no assumption regarding the status of the owner has been made so far; anyone who is in physical range from the camera can request the escrow material. However, only the owners have knowledge of the recovery passphrase and can use it to decrypt the escrow material.
- (3) If the passphrase is known, they are able to recover access to the asymmetric key pair (SK_o, PK_o) of the owner, the public key PK_c of the camera, and the *key material* necessary to build the key tree \mathcal{K} .

4 EVALUATION

The goal of this section is to evaluate the effectiveness and efficiency of CaCTUs with respect to four metrics: security, privacy, usability, and performance. To this end, we evaluate three research questions:

- **RQ1:** Does CaCTUs enforce our privacy requirements, while offering the same feature set of commercial systems?
- **RQ2:** Is CaCTUs easy to use for end users?
- **RQ3:** Can CaCTUs operate at sufficient resolution, frame rate, and latency to meet the needs of users?

Experimental Setup. Experiments were performed using a *Raspberry Pi 4 Model B* with 2GB of RAM, equipped with a camera module. Our implementation of the CaCTUs camera system is written in C, while the paired mobile companion application was written in Java and installed on a *Nokia 4.2* smartphone, running Android 10. Further evaluation setup details are described in [Appendix B](#).

4.1 Privacy and Security Analysis (RQ1)

We begin by analyzing how CaCTUs achieves the security and privacy properties discussed in [Section 2.2](#).

Confidentiality. CaCTUs aims to protect user data from being read by unauthorized third parties. As such, *end-to-end encryption* is used to enforce that only the owners have access to their videos; data is encrypted locally at the camera before being stored in the cloud and decrypted locally at the smartphone after being retrieved. The encryption keys are exclusively located on the camera device and the owner's smartphone. Owners manage access to the decryption keys and decide with whom to share them. As a result, parties who have not been delegated access through key sharing are unable to view the encrypted frames, protecting confidentiality of the footage, which ensures the right to not be seen. It is also worth noting that the key-tree construction of CaCTUs allows to delegate access at a fine granularity; users exactly control which portion of their video footage they are sharing with others.

Complete Mediation. CaCTUs uses end-to-end encryption which means that the owners of the systems are the only ones to have access to the decryption keys. Thus, delegation can only be performed by the owner (who holds the material necessary to build the key tree); and no other party is able to grant access to the footage, this provides complete access mediation to the videos. The key tree ensures this mediation cryptographically; a user without the seed or delegated keys is unable to decrypt footage regardless of access control on the encrypted data, assuming the cryptographic primitives are secure. This enforces the right to sole ownership of the videos recorded by the system. Additionally, during initialization a root of trust is established between the camera device and the owner's smartphone, specifically they have exchanged their public keys. The camera device will perform some administrative actions such as updating the escrow material or factory resetting if and only if the request is authenticated and signed by the owner's asymmetric key. This is another aspect of CaCTUs that enforces that owners have sole control over their systems.

Data Deletion. An emerging property of the previous two ones is that owners have sole ownership and control over the encryption keys. As the recorded footage can not be decrypted without having these keys, deleting the keys is equivalent to deleting the corresponding video files that are by themselves just meaningless blobs of data (as they are encrypted). As a result, if owners decide they want to delete some or all of their videos, they can simply delete the corresponding encryption keys on their smartphone as well as in the escrow material on the camera device, which makes it impossible for them to view the corresponding encrypted footage stored in the cloud, even in case of coercion. Note that no third party needs to be trusted to perform this operation and that this ensures owners' right to be forgotten.

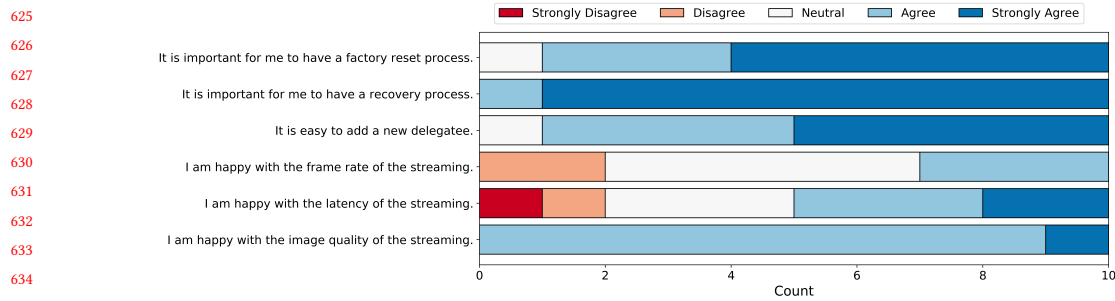


Fig. 4. Likert scale evaluation of different statements made by the 10 participants during the functional user evaluation of CaCTUs.

4.2 Functional User Evaluation (RQ2)

In order to assess the functional ease of use of CaCTUs and identify what aspects of the system could be improved, we performed a functional user evaluation of our implementation with ten participants. Studies have shown that this group size is sufficient to identify most of the issues within a system design [40, 41]. To this end, participants were asked to initialize the system and use the different functionalities as if they had just bought it: view live and recorded streams, share videos with a delegatee, recover access after simulating the loss of their smartphone, and reset the system. The detailed protocol that was followed is described in Appendix C. We obtained approval from the Institutional Review Board (IRB) of our university and all other institutional requirements were met for this evaluation. Out of the ten participants, four were female and six male, seven of them were between 20-25 years old and the three between 45-55 years old.

Goals and Limitations. Our modest goals through this functional user evaluation of CaCTUs were to assess whether guided users can perform the functions of the system that we laid out and identify where our proof-of-concept of the implementation fell short (with respect to performance or feature design) and how it could be improved. As a consequence, our participants knew they were evaluating CaCTUs. Thus, our functional evaluation differs from traditional usability studies that may compare different system designs to identify which is the most usable, has the best interface, or what UX options are optimal for ensuring that users understand a specific privacy concept of the system. We defer a more comprehensive usability study to future work.

User Interface. Overall, the participants thought that the interface of the implemented smart camera system was simple to understand and navigate through. They liked that for every process there were step-by-step instructions displayed to them. They noted that these directions were clear, straightforward, and self-explanatory.

Secure and Authenticated Pairing. Despite that pairing requires both setting up a Bluetooth connection and scanning QR codes, the participants found the process simple and easy. They expressed that it was more straightforward than steps they had to perform with other systems. They also felt that using both Bluetooth and a visual channel was more secure even if they did not explicitly always know why.

Quality of the Footage. As shown in Figure 4, the participants agreed that the image quality of the video stream (480 p) and the frame rate (10 fps) were sufficient for security and surveillance purposes. However, some believed that the latency of the system was a bit of a downside as it tended to defeat the initial purpose of being able to monitor what

677 was recorded by the smart camera system in real-time. We took this comment into account and further improved our
678 implementation to achieve the results presented in [Section 4.3](#), we also discuss in [Section 5](#) other potential optimizations
679 to CaCTUs.
680

681 *Granularity Options.* The participants were impressed by the granularity to which they could view specific segments
682 of video footage (up to the second), but believed that the same granularity option for delegation was not necessary;
683 they stated that the primary use case would be to share access for several hours or days. This concern can easily be
684 addressed by modifying the granularity options displayed in the application. The majority of the participants also
685 expressed desire to have an option to quickly delegate unlimited access, but then figured out that they would not be
686 able to revoke such access without having to reset the system.
687
688

689 *Access Recovery and Factory Reset.* Regarding the recovery process, the participants were divided on whether the
690 recovery passphrase should be randomly generated by the system or if it should give the owner the opportunity to
691 choose it. They felt that they could lose the recovery passphrase or forget about it if they did not choose it. However,
692 they agreed that as this passphrase allows to recover full access to the system, it might be less secure to let the owners
693 pick their own. One participant remarked that the ability to recover access without needing to trust a third party (i.e.,
694 without using a recovery email address for instance) was interesting. As shown on [Figure 4](#), most participants found it
695 important to be able to recover access to and factory reset their system, as oftentimes owners may want to recover
696 access (to retrieve videos) before factory resetting it. The participants found the recovery and factory reset processes
697 easy to perform.
698
699
700

701 *Missing Features.* Participants expressed that they would like to see the following features implemented in a commer-
702 cial system: motion detection-triggered recording, remote pairing and delegation, two-way audio support to listen in on
703 and remotely speak through devices, password-locked smartphone application for additional security, and application
704 availability across different platforms (e.g., Android, iOS, and web interface). See [Section 5](#) for details about such
705 extensions to CaCTUs.
706
707

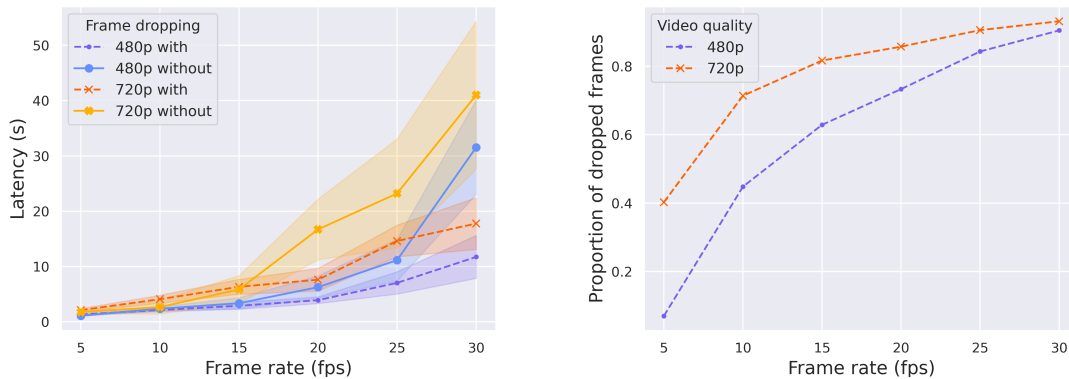
708 **4.3 Performance Evaluation (RQ3)**

709

710 We now evaluate the streaming performance of CaCTUs, focusing our efforts on three key metrics: latency (delay from
711 time of recording), stream image resolution, and frame rate. As a baseline, commercial systems achieve frame rates of
712 30 fps in 1080 p (1920 x 1080 pixels), with a latency on the order of milliseconds. However, we note that these systems
713 have been largely optimized for commercial use and lack privacy-preserving features as CaCTUs. We discuss additional
714 potential optimizations to CaCTUs than the ones presented in this section in [Section 5](#).
715
716

717 *System Latency.* Recall that users pointed out in our functional evaluation that the latency of the system was too
718 high. Taking that into account, we have since introduced a new optimization in our implementation to improve the
719 streaming experience and reduce the latency without sacrificing security; uniform frame dropping based on the delay
720 that the live stream is at. Thus, for the parameters considered in the functional user evaluation, we obtained a latency
721 of 2 s at a frame rate of 10 fps for a video resolution of 480 p.
722

723 [Figure 5a](#) displays the evolution of the latency of our implementation without and with frame dropping while live
724 streaming at different frame rates and video qualities. Frame dropping clearly improves the latency of CaCTUs as the
725 implementation is now able to keep the delay, between the recording and rendering times, to a lower value than
726 previously by uniformly dropping frames. Specifically, at high frame rates our unoptimized implementation was not
727
728



(a) Latency (\pm standard deviation represented by the shaded areas) for different frame rates of live streaming at a quality of 480 p and 720 p using frame dropping or no, averaged over 1,000 frames. (b) Proportion of frames dropped by our implementation while live streaming at different frame rates for a video quality of 480 p and 720 p.

Fig. 5. Frame dropping

able to keep up with the live stream as too many frames needed to be processed. As we use uniform frame dropping based on the current delay where the stream is at, the transition between the frames of the output video on the smartphone application still looks smooth and does not appear as if it was lagging or buffering. Figure 5b shows the proportion of frames being dropped for different frame rates and video qualities by our system; the higher the frame rate, the more frames are dropped in proportion. These two figures show that our implementation of CaCTUs behaves the best for a lower video quality and a lower frame rate, confirming our choice of using a frame rate of 10 fps and a video resolution of 480 p for the rest of our evaluation. As expressed by the users of our study, these parameters are sufficient for streams recorded by a security camera (see Section 5 for other optimizations).

System Bottlenecks. Next, we measure the effect that each phase of streaming has on the stream latency. The values have been averaged over 1,000 frames. For this evaluation, we picked the same parameters as for a worst-case scenario (i.e., $d_{\mathcal{K}} = 32$ and $\delta_{\mathcal{K}} = 10$ s), to show the performance baseline that can be expected from CaCTUs. Table 4b shows the results when the camera device is recording for a video quality of 480 p. As shown, the largest contributor to the latency is the upload/download of the encrypted frames to/from the cloud storage server during live stream, this would have the same contribution to latency in a system not using encryption techniques. We leave to future work improving that aspect and discuss means to do so in Section 5. Note that within the same epoch the same key is used, but between epochs, we need to derive the new key, that is why the standard deviation is larger than the average for the key extraction.

Lifespan and storage space. The depth $d_{\mathcal{K}}$ and the epoch size $\delta_{\mathcal{K}}$ are configurable parameters of the system. For our implementation, we selected $d_{\mathcal{K}} = 32$ and $\delta_{\mathcal{K}} = 10$ s. Importantly, this choice of parameters demonstrates the worst-case performance users can expect from CaCTUs. Specifically, these parameters result in a key tree that covers a lifespan of 1362 years at a 10 s level of granularity. We provide more reasonable parameter choices (and, thus, expected performance at deployment) in Table 4a, where we also present the storage space required in the worst-case scenario where every other epoch videos have been deleted by the user. In practice, such a scenario is very unlikely to happen as

781 it will render the system unusable as well as because owners are unlikely to delete beforehand keys that would have
 782 been used to encrypt future videos. Thus, far less amount of storage space is required; moreover, our binary key tree
 783 structure enables dynamic derivation of lower keys.
 784

Table 4

(a) Lifespan of the key tree for an epoch time $\delta_{\mathcal{K}}$ of 10 s and 60 s and storage space needed to save to disk the encryption keys in the worst-case scenario for different depth sizes $d_{\mathcal{K}}$.				(b) Time delay averaged over 1,000 frames and standard deviation σ of each operation, while recording at a resolution of 480 p.			
$d_{\mathcal{K}}$	Lifespan for		Storage space	Device	Operation	Delay	σ
	$\delta_{\mathcal{K}} = 10$ s	$\delta_{\mathcal{K}} = 60$ s	(worst-case scenario)				
794	24	5 years	32 years	Camera	Key Extraction	0.05 ms	0.2 ms
795	26	21 years	128 years		Frame Encryption	4.0 ms	1.3 ms
796	28	85 years	511 years		Signature	8.8 ms	2.8 ms
797	30	340 years	2043 years		Upload	662 ms	536 ms
798	32	1362 years	8172 years	Smartphone	Download	204 ms	358 ms
799					Signature Verification	0.7 ms	0.5 ms
800					Key Extraction	0.03 ms	0.3 ms
801					Frame Decryption	0.6 ms	0.6 ms

802 5 DISCUSSION

803 In the following, we discuss potential optimizations for improving the performance of CaCTUs and practical considera-
 804 tions for deploying it as a commercial system.
 805

807 5.1 Improving Latency

808 We identify several components that could be improved to reduce the overall latency of the system, namely; (1)
 809 cryptographic accelerators, (2) network relays, (3) streaming libraries, and (4) video compression techniques. Such
 810 improvements are described below.
 811

812 As discussed in Section 4, our implementation used a Raspberry Pi, wherein the (relatively weak) CPU was responsible
 813 for handling all processing, including encryption. Since cryptographic operations dominate many of the features in
 814 CaCTUs, we expect substantial gains in latency by leveraging dedicated cryptographic accelerators as seen in many
 815 other crypto-dominated applications, such as in IoT [30].
 816

817 Streaming live video can be demanding on the network. Specifically, popular video streaming platforms (such as
 818 Netflix, Hulu, and Disney Plus) employ a variety of techniques to bring video data as close to the user as possible. These
 819 techniques often take the form of caches, content delivery networks, or dedicated network infrastructure designed
 820 to serve high-bandwidth content quickly [1, 20, 54]. Naturally, these techniques could substantially improve the
 821 performance of CaCTUs to be even closer to commercial-grade systems.
 822

823 The smart camera systems available today use optimized streaming protocols to deliver video content quickly [1].
 824 Given that it was necessary for us to implement our video streaming protocol from scratch (to support our encryption
 825 and key rotation schemes), we could see further improvements by augmenting current protocols to support our design.
 826 In a similar vein, our current implementation operates at the frame-level, while commercial systems operate at the
 827 block-level (and thus exploit compression algorithms commonly used in video streaming applications [3]). Moreover,
 828 popular techniques such as adaptive video playback or more advanced frame dropping could also be used to improve
 829 the throughput of CaCTUs. We defer such improvements to future work.
 830
 831
 832

5.2 Deploying CaCTUS as a Commercial System

Here, we highlight some challenges (motivated by notable features in commercial systems and suggestions from our functional user evaluation of CaCTUs) that should be addressed to realize commercial implementations of CaCTUs without compromising any of our privacy goals.

Relaxing Proximity. To uphold our privacy goals, delegates need to be within local proximity of the owners (e.g., to perform delegation and pairing through the QR codes). While this was not an area of concern in the functional user evaluation of CaCTUs since participants were always close to the camera system, this can be challenging if users wish to delegate access remotely. We did conceptually derive a scheme to support this capability, while upholding our privacy goals. Specifically, CaCTUs could be extended to asymmetrically² encrypt the keys needed by delegates and upload them to the cloud storage or use another third party service like email, from where the remote delegatee could retrieve, decrypt, and then use these keys to access the video stream for some predetermined period of time.

Revoking Access to Unrecorded Videos. Note that a similar scheme to the one described in the previous paragraph could also be used to allow owners to revoke access to delegates to unrecorded videos without needing to factory reset the system. The sharing of the keys only needs to be done periodically at a certain interval that could be configured by the owner for each delegatee.

Supporting Audio. In our current implementation, we focused on supporting video data only, and not audio. However, the system design does not prohibit extensions to support audio-video recording and streaming. The extension is straightforward: we can treat some audio sample as a “frame”, as it is done for video, and apply similar encryption operations. For sampling, a Linear Predictive Coding (LPC), which is widely deployed by telephone companies for speech encoding and processing, could be used [55]. Moreover, LPC can even be leveraged to transmit audio in reverse; that is, be applied so the users could speak into their smartphones and have the audio replayed through the camera, as commonly seen in commercial systems.

Supporting Motion Detection. Many commercial systems support forms of motion detection to notify users of events they may be interested in viewing. We find this feature valuable for both users as well as the camera system in that video recording need only be saved if motion was detected³. CaCTUs could support this capability through addition of a physical hardware sensor or a software solution. This addition would save significant space in cloud storage systems and reduce the cost related to storage. In a similar vein older data could be overwritten at a fixed interval that could be configured by the owner.

Physical Security. Finally, as explained in our threat model, we did not take into consideration physical tampering attacks against the camera device. Techniques such as package design so that the device is tamper-proof should be explored. Specifically, local storage, battery, reset buttons, serial ports, firmware, etc., should be protected to prevent physical access by untrusted parties.

²Clearly, how the public and private keys are computed and transferred between the owner and the remote delegatee needs to be done in a security-preserving manner.

³To mitigate side-channel attacks and to not leak behavior patterns, meaningless data could be randomly uploaded to the cloud.

6 EXTENDING TO OTHER DEVICES

The protocols used in CaCTUs could be easily extended to other IoT devices recording time series data or monitoring some events such as: temperature, humidity level, power usage, sensors, etc. Instead of video stream, which is bandwidth-intensive, any other blob of data recorded by the considered IoT device can be encrypted by following the same exact protocol and by using the same key tree construction. Depending on the application (room temperature, humidity condition, current power consumption of some devices around a house, or status of different sensors in a factory, etc.), it could be more convenient to use blocks of $N = 1$ elements for the encryption. As video stream is most likely the most bandwidth-intensive of these applications, performance for such devices is expected to be even better. In the next section, we discuss how the protocols designed in CaCTUs can be readily extended to other type of IoT devices, we then demonstrate it by adapting our open source artifact to be able to send any arbitrary timestamped data.

6.1 Discussion

Privacy Concerns. As for CaCTUs, owners should also be concerned that other devices usually located inside their homes can record and transmit valuable data about them or their behaviors. Thus, users of such systems should have similar rights than the ones enforced in CaCTUs; owners must have exclusive control over the collection of data, how that data is used, and by whom it is accessed. As a result, the threat and trust models considered in this work readily apply to other devices as well: the device manufacturer and the service or cloud providers do not have to be trusted more than for what they are needed (i.e., manufacture the product, maintain the software, and provide the infrastructure) which can be performed as demonstrated by CaCTUs without having access to the recorded data.

Functionality. Additionally, if we consider the life cycle of these IoT devices, similarities with the functionality of CaCTUs start to emerge; they also need to be initialized, record data, support access recovery, etc. As other IoT devices require an initialization phase during their setup, a physical pairing similar to the one we presented for CaCTUs can be followed to establish a root of trust between the owner and their IoT device without having to trust any third party. The protocols presented in this work were designed to build a privacy-preserving smart camera system, however, in practice our techniques do not require the recorded data to be video frames or the device to be a smart camera, making this extension to other IoT devices possible. Sometimes, IoT devices are connected to a hub or a base station in users' homes; in that case, the hub could be considered as a shared user to whom access was delegated.

Potential Adaptations. The physical pairing presented in CaCTUs was leveraging the fact that both devices had a camera sensors, however, this may not be the case for other IoT devices. In that case, the step can either be skipped and we defer to the *Seeing-Is-Believing* (SiB) technique introduced by McCune, Perrig, and Reiter [37] for a full discussion of the guarantees provided in such a case, or replaced with another mechanism as long as it still requires the owner to perform an action demonstrating to the device that they are in its physical proximity. For that, we should normally easily be able to come up with some physical task for the owner to perform that involves the capability of the sensor embedded in the device. For instance during pairing, a thermostat could ask to be placed closer to a warmer or colder source (e.g., chimney, freezer, etc.), a smart outlet could require the owner to plug a device and use it for a moment, a proximity or physically-activated sensor could ask the owner to trigger it in a simple pattern, etc. Similarly, any wireless protocol other than Bluetooth can be used for the pairing.

Table 5. Comparison of privacy guarantees of smart camera systems proposed in the literature (ROI stands for Region Of Interest) as well as some of the most popular commercial systems.

Camera System	<i>Right to not be seen</i> End-to-End Encryption	<i>Right of sole ownership</i> Only the Owner is Trusted & Controls Access	<i>Right to be forgotten</i> Video Deletion
Research	PrivacyCam [13]	✗ (ROI only)	✗
	TrustCAM [57]	✗ (ROI only)	✗ (trusts a central station)
	TrustEYE.M4 [58]	✓	✗
	SoC-based [25]	✓	✗ (relies on a Trusted Authority)
	Signcryption [56]	✓	✗ (uses a Key Distribution Center)
	Pinto [62]	✗ (ROI only)	✗
CaCTUs	✓	✓	✓
Commercial	Arlo [5]	✗	✗
	Blink [7]	✗	✗
	Eufy [18]	✓	✗
	Nest [22]	✗	✗
	Ring [51]	✓ (opt-in)	✗
	Wyze [61]	✗	✗

6.2 Artifact: Adding Support for Timestamped Data

7 RELATED WORK

7.1 Research Systems

While this work is the first to examine a smart camera system that is privacy-preserving, there is already a large body of research studying the security of smart camera systems. Here, we detail the gaps in prior work and how CaCTUs addresses them. Refer to Table 5 for a comparison of the privacy guarantees of these systems.

Alharbi and Aspinall introduced a security analysis framework for IoT smart cameras that weighs the threat of significant risks (e.g., unencrypted video streaming) across various platforms [2]. However, it focuses on the security of the camera device and only partially addresses some vulnerabilities of other components of the system. For instance, the authors do not discuss the use of cloud storage to remotely access recordings, nor procedures for securely pairing a smartphone and camera. CaCTUs provides an end-to-end secure solution starting from camera initialization to protect the secrecy and integrity of both communications and data.

Haider and Rinner proposed a SoC-based smart camera that uses physically unclonable functions (PUFs) to generate encryption keys [25]. The keys are used to encrypt video frames at the camera before storing them in remote cloud storage, thus removing the requirement that the owner trust the cloud service provider. However, this approach has several limitations. First, a trusted authority is required to create camera device fingerprints during key generation; in a commercial system, the trusted authority will likely be the manufacturer, whom in general is not trusted by the camera owner. Moreover, the key extraction procedure using PUFs only produces a fixed number of encryption keys, which does not align with the feature-set typically desired by smart-camera owners—e.g., being able to delegate camera access to other people with fine granularity. Finally, as the fingerprint is physically embedded into the hardware, camera owners will likely need to get a brand new device if the encryption keys are leaked. CaCTUs addresses these shortcomings by making the owner (i.e., their smartphone) the root of trust: they store the secrets and share expendable keys with both

989 the camera and delegates. This simultaneously gives control back to the owner while enabling delegation and system
990 reset without specialized (or new) hardware.

991 Winkler and Rinner introduced TrustEYE.MP4 [58], a monitoring framework that provides similar secrecy and
992 integrity guarantees envisioned by CaCTUs. However, as the same key is used to encrypt all the videos, they do not
993 address the unique challenges in delegating access (e.g., how to share and revoke access to video data at particular
994 timescales) or deleting videos. Similarly, Ullah, Rinner, and Marcenaro proposed using signencryption [56] to encrypt
995 and sign video frames at once, but they also did not consider the challenges related to video deletion and delegation.
996 CaCTUs addresses these issues by storing the system secrets at the owner’s smartphone and using a secure key rotation
997 scheme to enable fine-grained delegation.
998
999

1000 Finally, PrivacyCam [13], TrustCAM [57], and Pinto [62] do not fully address the privacy challenges in a smart
1001 camera system as they attempt to solve a problem of a different nature and setting. These systems try to protect the
1002 anonymity of people or of vehicle license plates recorded in public spaces by detecting privacy sensitive regions and
1003 selectively encrypting or blurring them while leaving the rest of the video frame unperturbed. However, even this
1004 approach is limited in protecting anonymity: people can still be identified through their clothes or actions, and blurred
1005 videos still disclose behavior patterns such as when users are at home. Moreover, the system does not address data
1006 privacy of the video recordings.
1007
1008
1009

1010 7.2 Commercial Systems

1011 As of May 2022, among the most popular smart camera systems commercially available, we find mainly doorbells,
1012 indoor and outdoor security cameras, as well as some baby monitors from the following companies; Arlo [5], Blink
1013 (Amazon company) [7], Eufy [18], Nest (Google company) [22], Ring (Amazon company) [51], or Wyze [61]. All these
1014 systems offer a cloud-based solution for video storage and streaming, with the exception of Eufy that primarily uses a
1015 base station installed in users’ homes to store videos (Eufy also has a cloud storage available in option).
1016

1017 We analyzed these commercial systems with the public information sourced from product data sheets and technical
1018 reports or other documents published by the company. Our analysis revealed that some of these systems while they
1019 provide security, fail to provide *end-to-end encryption*. End-to-end encryption is an encryption mechanism through
1020 which two parties (can be extended to more than two) are able to communicate between each other with the guarantee
1021 that they are the only ones able to see the content of their exchange, i.e., no third party is able to access the data that is
1022 being communicated. End-to-end encryption is generally achieved by encrypting the data with encryption keys only
1023 known by the parties that should be able to access and see that data, essentially transforming the issue into managing
1024 properly the encryption keys. In the context of smart camera systems, we are mainly concerned by the fact that videos
1025 recorded by the system are end-to-end encrypted between the camera device and the users, i.e., the service and cloud
1026 providers as well as any other third party are unable to access and see these videos in clear.
1027
1028

1029 Out of the six companies considered in this section (see Table 5), only Eufy and Ring offer some commercial systems
1030 that let users have access to end-to-end encryption. The other commercial systems require users to trust the service
1031 or cloud providers to handle at some point their data in clear; videos are usually encrypted *in transit* (TLS) between
1032 the camera and the cloud. Then, in the cloud, videos are encrypted *at rest* with some encryption mechanism put in
1033 place by the service provider. This encryption sometimes leverages an underlying mechanism offered by the cloud
1034 provider (e.g., S3 bucket encryption on AWS). The bottom point of this approach (encryption in transit and then at
1035 rest) is that users are not in control of the encryption keys; they need to trust the service or cloud providers with their
1036 videos. This is why in these systems access mediation is enforced by the service provider; users need to authenticate
1037
1038
1039
1040

1041 themselves, proving who they are in order to decrypt their videos. This is also the technical explanation on how these
1042 companies are able to serve a valid search warrant and provide videos to authorities; they are the ones mediating the
1043 access control mechanism—users are not solely in control here, which does not align with the threat model considered
1044 in our work. Moreover, similar trust in the platform is needed when users want to delete their recorded footage.
1045

1046 Eufy sells a smart camera system that stores and encrypts the videos on a base station directly located in users'
1047 homes. While it seems that this system takes into account different privacy aspects, limitations might appear. For
1048 instance, it is unclear how the keys used to encrypt and decrypt the videos are generated, where and how they are
1049 stored, who can access them, how they are linked to an account and obtained by a user, or if they are rotated or not,
1050 specifically in light of the incident that occurred in 2021; when Eufy deployed an update on their servers that caused
1051 users to see other users' feeds in their apps [45]. Moreover, it is unclear if they are using end-to-end encryption—as
1052 defined earlier—, how they can disclose video recordings when being served with a valid search warrant [19].
1053
1054

1055 Ring offers end-to-end encryption on an opt-in basis on some of their devices, the enrollment protocol to establish
1056 the root of trust between the owner's smartphone and the camera device has some similarities with the one presented
1057 in CaCTUs. However, by enabling end-to-end encryption, Ring users lose access to some features of their system (shared
1058 users unable to see videos, impossibility to access live stream from different devices at the same time, etc.), specifically,
1059 the end-to-end protocols of Ring were not designed to enable fine grained delegation as opposed to CaCTUs [50].
1060

1061 To summarize, the main differences with CaCTUs are that these commercial systems have a different trust model that
1062 the one we considered and entrust at some point in their life cycle the service or cloud providers with users data and
1063 access control to it. With CaCTUs, we proposed techniques that do not require users to operate in such threat models or
1064 trust the service or cloud providers, and still be offered the same feature set as of commercial systems.
1065
1066

1067 8 CONCLUSION

1068 This paper presented privacy-preserving protocols to design CaCTUs; a smart camera system that provides users with
1069 full control over their system, isolation and protection of the access to their video footage, deletion and factory reset, as
1070 well as peer-to-peer and fine-grained delegation of their videos. However, these protocols are not only restricted to
1071 video streaming but are readily extensible to IoT devices recording other time series data. Specifically, we showed how
1072 to leverage physical and direct pairing between devices to initialize systems without having to trust third parties, use
1073 performance-aware cryptographic algorithms for real time data streaming, and efficiently manage encryption keys
1074 through a binary key tree to support key rotation and enable data deletion and fine-grained (i.e., on the order of seconds)
1075 peer-to-peer delegation. CaCTUs serves as an existence proof that smart camera systems and other IoT devices need not
1076 compromise the privacy of users to be afforded the modern capabilities that commercial systems offer today.
1077
1078
1079

1080 ACKNOWLEDGMENTS

1081 We would like to thank Christie Warren for her help in the design of the user interface of the smartphone application for
1082 this project as well as Dr. Hanrahan for his valuable feedback on the protocol of the functional user evaluation of CaCTUs.
1083 We also sincerely thank all the users that have participated in the test and evaluation sessions of our implementation.
1084
1085
1086

1087 *Funding acknowledgment.* This material is based upon work supported by, or in part by, the National Science
1088 Foundation under Grant No. CNS-1805310 and Grant No. CNS-1564105, and the U.S. Army Research Laboratory
1089 and the U.S. Army Research Office under Grant No. W911NF-19-1-0374. Any opinions, findings, and conclusions or
1090 recommendations expressed in this publication are those of the author(s) and do not necessarily reflect the views of the
1091
1092

1093 National Science Foundation, or the U.S. Government. The U.S. Government is authorized to reproduce and distribute
 1094 reprints for government purposes notwithstanding any copyright notation hereon.
 1095

1096 REFERENCES

- 1097
- 1098
- 1099 [1] Vijay K Adhikari, Yang Guo, Fang Hao, Volker Hilt, Zhi-Li Zhang, Matteo Varvello, and Moritz Steiner. 2014. Measurement study of Netflix, Hulu,
 1100 and a tale of three CDNs. *IEEE/ACM Transactions on Networking* 23, 6 (2014), 1984–1997.
- 1101 [2] Rana Alharbi and David Aspinall. 2018. An IoT analysis framework: An investigation of IoT smart cameras' vulnerabilities. In *Living in the Internet*
 1102 *of Things: Cybersecurity of the IoT - 2018*. Institution of Engineering and Technology, London, 1–10. <https://doi.org/10.1049/cp.2018.0047>
- 1103 [3] John G Apostolopoulos, Wai-tian Tan, and Susie J Wee. 2002. Video streaming: Concepts, algorithms, and systems. *HP Laboratories, report*
 1104 *HPL-2002-260* (2002).
- 1105 [4] Arlo. 2021. Arlo - Investor Relations. <https://investor.arlo.com/ir-home/default.aspx> Last Accessed: 2021-04-06.
- 1106 [5] Arlo. 2022. Wireless Smart Home HD Security Cameras, Lights and Doorbells | Arlo. <https://www.arlo.com/en-us>
- 1107 [6] Sam Biddle. 2019. For Owners of Amazon's Ring Security Cameras, Strangers May Have Been Watching Too. *The Intercept* (Jan. 2019). <https://theintercept.com/2019/01/10/amazon-ring-security-camera/> Last Accessed: 2020-09-08.
- 1108 [7] Blink. 2022. Blink for Home. <https://blinkforhome.com>
- 1109 [8] European Data Protection Board. 2019. Guidelines 3/2019 on processing of personal data through video devices. https://edpb.europa.eu/sites/edpb/files/consultation/edpb_guidelines_201903_videosurveillance.pdf Last Accessed: 2021-04-19.
- 1110 [9] Thomas Brewster. 2018. Smart Home Surveillance: Governments Tell Google's Nest To Hand Over Data 300 Times. *Forbes* (2018). <https://www.forbes.com/sites/thomasbrewster/2018/10/13/smart-home-surveillance-governments-tell-googles-nest-to-hand-over-data-300-times/> Last
 1111 Accessed: 2020-09-08.
- 1112 [10] Lauren Bridges. 2021. Amazon's Ring is the largest civilian surveillance network the US has ever seen | Lauren Bridges. *The Guardian* (May 2021).
 1113 <http://www.theguardian.com/commentisfree/2021/may/18/amazon-ring-largest-civilian-surveillance-network-us> Last Accessed: 2021-05-18.
- 1114 [11] Dell Cameron. 2019. Amazon Is Marketing Face Recognition to Police Departments Partnered With Ring: Report. *Gizmodo* (2019). <https://gizmodo.com/amazon-is-marketing-face-recognition-to-police-departme-1839073749> Last Accessed: 2020-09-08.
- 1115 [12] Dell Cameron and Dhruv Mehrotra. 2019. Ring's Hidden Data Let Us Map Amazon's Sprawling Home Surveillance Network. *Gizmodo* (2019).
 1116 <https://gizmodo.com/ring-s-hidden-data-let-us-map-amazons-sprawling-home-su-1840312279> Last Accessed: 2020-01-13.
- 1117 [13] A. Chattopadhyay and T. E. Boult. 2007. PrivacyCam: a Privacy Preserving Camera Using uLinux on the Blackfin DSP. In *2007 IEEE Conference on*
 1118 *Computer Vision and Pattern Recognition*. 1–8. <https://doi.org/10.1109/CVPR.2007.383413>
- 1119 [14] Catalin Cimpanu. 2019. Hackers keep dumping Ring credentials online 'for the giggles'. *ZDNet* (2019). <https://www.zdnet.com/article/hackers-keep-dumping-ring-credentials-online-for-the-giggles/> Last Accessed: 2020-01-13.
- 1120 [15] Dani Deahl. 2019. Ring let employees watch customer videos, claim reports. *The Verge* (Jan. 2019). <https://www.theverge.com/2019/1/10/18177305/ring-employees-unencrypted-customer-video-amazon> Last Accessed: 2020-09-08.
- 1121 [16] W. Diffie and M. Hellman. 1976. New directions in cryptography. *IEEE Transactions on Information Theory* 22, 6 (Nov. 1976), 644–654. <https://doi.org/10.1109/TIT.1976.1055638>
- 1122 [17] Bill Dirks, Micheal H. Schimek, Hans Verkuil, Martin Rubli, Andy Walls, and Mauro Carvalho Chehab. 2009. Video for Linux Two API Specification.
 1123 https://www.linuxtv.org/downloads/legacy/video4linux/API/V4L2_API/spec-single/v4l2.html Last Accessed: 2021-03-21.
- 1124 [18] eufy. 2022. eufy, Smart Home Simplified. <https://us.eufylife.com>
- 1125 [19] eufy. 2022. Privacy Commitment. <https://us.eufylife.com/pages/privacy-commitment>
- 1126 [20] Ken Florance. 2016. About Netflix - How Netflix Works With ISPs Around the Globe to Deliver a Great Viewing Experience. *About Netflix* (March
 1127 2016). <https://about.netflix.com/en/news/how-netflix-works-with-isps-around-the-globe-to-deliver-a-great-viewing-experience> Last Accessed:
 1128 2021-05-28.
- 1129 [21] Yesenia Flores. 2020. Bad Neighbors? How Amazon's Ring Video Surveillance Could be Undermining Fourth Amendment Protections. <https://www.californialawreview.org/amazon-ring-undermining-fourth-amendment/> Last Accessed: 2021-05-18.
- 1130 [22] Nest & Google. 2022. Nest & Google - The best of Google. The best of Nest. https://store.google.com/us/category/google_nest?hl=en-US
- 1131 [23] Andy Greenberg. 2021. Two Cases' Lessons: If Cops Don't Know What You Encrypted, They Can't Make You Decrypt It. <https://www.forbes.com/sites/andygreenberg/2012/02/24/two-cases-lessons-if-cops-dont-know-what-you-encrypted-they-cant-make-you-decrypt-it/> Last Accessed:
 1132 2021-08-02.
- 1133 [24] Matthew Guariglia and Matthew Maas. 2021. LAPD Requested Ring Footage of Black Lives Matter Protests. *Electronic Frontier Foundation* (Feb.
 1134 2021). <https://www.eff.org/deeplinks/2021/02/lapd-requested-ring-footage-black-lives-matter-protests> Last Accessed: 2021-05-11.
- 1135 [25] I. Haider and B. Rinner. 2017. Private Space Monitoring with SoC-Based Smart Cameras. In *2017 IEEE 14th International Conference on Mobile Ad*
 1136 *Hoc and Sensor Systems (MASS)*. IEEE, Orlando, FL, USA, 19–27. <https://doi.org/10.1109/MASS.2017.15>
- 1137 [26] John Herrman. 2020. Who's Watching Your Porch? *The New York Times* (Jan. 2020). <https://www.nytimes.com/2020/01/19/style/ring-video-doorbell-home-security.html> Last Accessed: 2021-04-06.
- 1138
- 1139
- 1140
- 1141
- 1142
- 1143
- 1144

- 1145 [27] Brian Huseman. 2020. Huseman reply to Wyden, Markey, Van Hollen, Coons, Peters letter about Ring’s Data Security Practices. <https://regmedia.co.uk/2020/01/08/ringsenateresponse.pdf> Last Accessed: 2021-04-06.
- 1146
- 1147 [28] Jonathan Katz and Yehuda Lindell. 2014. Introduction to Modern Cryptography, Second Edition. Chapman & Hall/CRC.
- 1148 [29] Cathie Keck. 2019. Amazon’s Ring Security Cameras May Have Let Employees Spy on Customers: Report. *Gizmodo* (2019). <https://gizmodo.com/amazons-ring-security-cameras-may-have-let-employees-spy-1831658669> Last Accessed: 2020-09-08.
- 1149
- 1150 [30] Peter Kietzmann, Lena Boeckmann, Leandro Lanzieri, Thomas C. Schmidt, and Matthias Wählisch. 2021. A Performance Study of Crypto-Hardware in the Low-end IoT. In *Proceedings of the 2021 International Conference on Embedded Wireless Systems and Networks*. Junction Publishing, USA, 79–90. <https://doi.org/10.5555/3451271.3451279>
- 1151
- 1152 [31] Paul Kocher. 2011. Complexity and the challenges of securing SoCs. In *2011 48th ACM/EDAC/IEEE Design Automation Conference (DAC)*. Association for Computing Machinery, New York, NY, USA, 328–331.
- 1153
- 1154 [32] Rachel Kraus. 2019. Ring watched your kids trick or treat and then bragged about it. *Mashable* (Nov. 2019). <https://mashable.com/article/ring-halloween-surveillance/> Last Accessed: 2021-05-11.
- 1155
- 1156 [33] David Kravets. 2016. Indefinite prison for suspect who won’t decrypt hard drives, feds say. *Ars Technica* (May 2016). <https://arstechnica.com/tech-policy/2016/05/feds-say-suspect-should-rot-in-prison-for-refusing-to-decrypt-drives/> Last Accessed: 2021-05-31.
- 1157
- 1158 [34] Colin Lecher. 2019. Ring reportedly outed camera owners to police with a heat map. *The Verge* (Dec. 2019). <https://www.theverge.com/2019/12/3/20993814/ring-user-location-heat-map-police-privacy-tool-camera-owners> Last Accessed: 2020-09-08.
- 1159
- 1160 [35] California State Legislature. 2018. TITLE 1.81.5. California Consumer Privacy Act of 2018 [1798.100 - 1798.199.100].
- 1161
- 1162 [36] California State Legislature. 2020. The California Privacy Rights Act of 2020.
- 1163 [37] J.M. McCune, A. Perrig, and M.K. Reiter. 2005. Seeing-is-believing: using camera phones for human-verifiable authentication. In *2005 IEEE Symposium on Security and Privacy (S P’05)*, 110–124. <https://doi.org/10.1109/SP.2005.19>
- 1164
- 1165 [38] Alfred Ng. 2019. Amazon’s Ring wanted to use 911 calls to activate its video doorbells. *CNET* (Sept. 2019). <https://www.cnet.com/home/smart-home/amazons-ring-wanted-to-use-911-calls-to-activate-its-video-doorbells/> Last Accessed: 2021-05-18.
- 1166
- 1167 [39] Alfred Ng. 2019. Ring let police view map of video doorbell installations for over a year. *CNET* (2019). <https://www.cnet.com/news/ring-gave-police-a-street-level-view-of-where-video-doorbells-were-for-over-a-year/> Last Accessed: 2020-01-13.
- 1168
- 1169 [40] Jakob Nielsen. 2000. Why You Only Need to Test with 5 Users. <https://www.nngroup.com/articles/why-you-only-need-to-test-with-5-users/> Last Accessed: 2021-08-30.
- 1170
- 1171 [41] Jakob Nielsen and Thomas K. Landauer. 1993. A mathematical model of the finding of usability problems. , 206–213 pages. <https://doi.org/10.1145/169059.169166>
- 1172
- 1173 [42] House of Commons of Canada. 2020. Bill C-11 (First Reading).
- 1174 [43] European Parliament and Council of the European Union. 2009. ePrivacy Directive - Directive 2009/136/EC.
- 1175 [44] European Parliament and Council of the European Union. 2016. Regulation (EU) 2016/679 of the European Parliament and of the Council of 27 April 2016 on the protection of natural persons with regard to the processing of personal data and on the free movement of such data, and repealing Directive 95/46/EC (General Data Protection Regulation) (Text with EEA relevance).
- 1176 [45] Ben Patterson. 2021. Anker’s Eufy division pledges to bolster security after privacy snafu. <https://www.techhive.com/article/579437/ankers-eufy-division-pledges-to-bolster-security-following-privacy-snafu.html>
- 1177
- 1178 [46] Kari Paul. 2019. Amazon’s doorbell camera Ring is working with police – and controlling what they say. *The Guardian* (Aug. 2019). <https://www.theguardian.com/technology/2019/aug/29/ring-amazon-police-partnership-social-media-neighbor> Last Accessed: 2020-01-13.
- 1179
- 1180 [47] The Constitution Project. 2007. Guidelines for public video surveillance - A guide to protecting communities and preserving civil liberties. https://archive.constitutionproject.org/pdf/Video_Surveillance_Guidelines_Report_w_Model_Legislation4.pdf Last Accessed: 2021-04-19.
- 1181
- 1182 [48] Ring. 2019. Ring Video Doorbells Get 15+ Million Dings This Halloween and Capture Cute Costumes and Fun Pranks. *The Ring Blog* (Nov. 2019). <https://blog.ring.com/neighborhood-stories/ring-video-doorbells-get-15-million-dings-this-halloween-and-capture-cute-costumes-and-fun-pranks/> Last Accessed: 2021-05-18.
- 1183
- 1184 [49] Ring. 2021. Active Agency Map. <https://www.google.com/maps/d/viewer?mid=1eYVDP5itXq5acDT9b0BVeQwmESBa4cB> Last Accessed: 2021-05-18.
- 1185
- 1186 [50] Ring. 2021. Ring End-to-End Encryption Whitepaper. *Ring Whitepaper* (July 2021). ring.com/end-to-end-encryption
- 1187
- 1188 [51] Ring. 2022. Home Security Systems | Smart Home Automation. <https://ring.com>
- 1189
- 1190 [52] Ronald L. Rivest, Adi Shamir, and Leonard M. Adleman. 1983. Cryptographic communications system and method. <https://patents.google.com/patent/US4405829/en> Last Accessed: 2021-08-18.
- 1191
- 1192 [53] Lucas Ropek. 2021. A Home Security Worker Hacked Into Surveillance Systems to Watch People Have Sex. *Gizmodo* (Jan. 2021). <https://gizmodo.com/a-home-security-worker-hacked-into-surveillance-systems-1846111569> Last Accessed: 2021-01-23.
- 1193
- 1194 [54] Hani Salah, Sandra Zimmermann, and Juan A. Cabrera G. 2020. Chapter 5 - Content distribution. , 93-103 pages. <https://doi.org/10.1016/B978-0-12-820488-7.00016-5>
- 1195
- 1196 [55] Gérard Scorletti. 2016. Traitement du Signal. (Sept. 2016), 203 pages. <https://cel.archives-ouvertes.fr/cel-00673929> Last Accessed: 2021-05-11 (Lecture material in French).
- 1197 [56] Subhan Ullah, Bernhard Rinner, and Lucio Marcenaro. 2017. Smart cameras with onboard signcryption for securing IoT applications. In *2017 Global Internet of Things Summit (GIoTS)*. IEEE, Geneva, Switzerland, 1–6. <https://doi.org/10.1109/GIOTS.2017.8016279>

- 1197 [57] T. Winkler and B. Rinner. 2010. TrustCAM: Security and Privacy-Protection for an Embedded Smart Camera Based on Trusted Computing. In *2010 7th*
1198 *IEEE International Conference on Advanced Video and Signal Based Surveillance*. IEEE, Boston, MA, USA, 593–600. <https://doi.org/10.1109/AVSS.2010.38>
- 1199 [58] Thomas Winkler and Bernhard Rinner. 2015. Secure embedded visual sensing in end-user applications with TrustEYE.M4. In *2015 IEEE Tenth*
1200 *International Conference on Intelligent Sensors, Sensor Networks and Information Processing (ISSNIP)*. Institute of Electrical and Electronics Engineers,
1201 Singapore, 1–6. <https://doi.org/10.1109/ISSNIP.2015.7106934>
- 1202 [59] Ron Wyden, Chris Van Hollen, Edward Markey, Christopher Coons, and Gary Peters. 2019. Wyden, Markey, Van Hollen, Coons, Peters Question
1203 Ring’s Data Security Practices. [https://www.wyden.senate.gov/news/press-releases/wyden-markey-van-hollen-coons-peters-question-rings-data-](https://www.wyden.senate.gov/news/press-releases/wyden-markey-van-hollen-coons-peters-question-rings-data-security-practices)
1204 [security-practices](https://www.wyden.senate.gov/news/press-releases/wyden-markey-van-hollen-coons-peters-question-rings-data-security-practices) Last Accessed: 2021-04-06.
- 1205 [60] Wyze. 2018. Wyze Cam - Our Story. <https://wyze.com/our-story> Last Accessed: 2021-04-06.
- 1206 [61] Wyze. 2022. Wyze. <https://www.wyze.com/>
- 1207 [62] Hyunwoo Yu, Jaemin Lim, Kiyeon Kim, and Suk-Bok Lee. 2018. Pinto: Enabling Video Privacy for Commodity IoT Cameras. In *Proceedings of the*
1208 *2018 ACM SIGSAC Conference on Computer and Communications Security*. Association for Computing Machinery, New York, NY, USA, 1089–1101.
1209 <https://doi.org/10.1145/3243734.3243830>

1210 A NOTATION

1211 B EXPERIMENTAL SETUP

1212 *Camera Device.* On a *Raspberry Pi 4 Model B Rev 1.1* (Broadcom BCM2711, 1.5 GHz quad-core Cortex-A72 ARM v7
1213 64-bit, 2GB RAM), we used the Video4Linux2 driver [17] to interface with the camera sensor and capture frames that
1214 are then encrypted using OpenSSL3.0⁴. The Raspberry Pi Camera Module v2 that we used has a still resolution of 8
1215 Megapixels, a sensor resolution of 3280 × 2464 pixels, and supports the three following video modes 1080 p/30 fps,
1216 720 p/60 fps, and 480 p/90 fps (respectively video quality and maximum frame rate).

1217 *Android Smartphone.* We used a *Nokia 4.2* smartphone with Android 10 on which we have installed the implemented
1218 application. In this application, we use C native libraries that we have cross-compiled, and C code to download and
1219 decrypt the frames. We leveraged the MediaCodec class⁵ to perform the encoding and decoding of video files, as well as
1220 the Quirc⁶ and Bluetooth libraries to perform the pairing.

1221 *Cloud Storage.* An *AWS EC2 t3.small* instance was used to deploy a Nginx web server. Upon request, we serve the list
1222 of encrypted frames that were recorded during the time frame specified in the request.

1223 C FUNCTIONAL USER EVALUATION PROTOCOL

1224 All institutional requirements were met for this functional user evaluation of CaCTUs. We obtained approval from the
1225 Institutional Review Board (IRB) of our university and a consent form was signed by the participants at the beginning of
1226 their session. We also tested the protocol with coworkers and collaborators beforehand to identify possible limitations.

1227 All the material was provided to the participants that were guided by a researcher through the different tasks to
1228 perform. We introduced each task with a real-life scenario to help the participants behave as if they were using the
1229 system in their real life. To collect feedback, we observed a talk aloud process asking the participants to express aloud
1230 what they are doing or looking for while performing the task, allowing us to better identify potential issues in the
1231 system. Between each task, we also asked specific questions about the process that had just been completed.

1232 C.1 Before Each Session

1233 Before each session, we verified that all the material needed for the session was provided, working, and its initial state:

1234 ⁴<https://www.openssl.org/>

1235 ⁵<https://developer.android.com/reference/android/media/MediaCodec>

1236 ⁶<https://github.com/dlbeer/quirc>

Table 6. Notation used by CaCTUs cryptographic constructions.

Symbol	Name
\parallel	Concatenate function
\oplus	XOR function
$AES256Dec$	Symmetric authenticated decryption function
$AES256Enc$	Symmetric authenticated encryption function
C_i	i th cipher frame
$check$	Check if a party knows the secret key to the corresponding public key
$d_{\mathcal{K}}$	Depth key tree
$\delta_{\mathcal{K}}$	Epoch size
$escrow\ material$	Escrow material encrypted with a passphrase
$Extract$	Key extraction function from \mathcal{K}
F_i	i th frame
gen	Generate function
h_{PK_d}	Hash of the public key of a delegatee
h_{PK_f}	Hash of the factory-generated public key of the camera
h_{PK_o}	Hash of the public key of the owner
$hash$	Hash function
$HKDF$	Hash-based key derivation function
$init$	Initialization function
IV_i	i th initialization vector
\mathcal{K}	Binary key tree
k_i	Symmetric encryption key for F_i
$passphrase$	Passphrase encrypting the escrow material
$RandBytes$	Random bytes generation function
RSA	Rivest–Shamir–Adleman encryption and signature scheme
$secrets$	Secrets sent by the owner to the camera during the initialization
$seed\ key$	Encryption material owned by the root node of \mathcal{K}
σ	Asymmetric signature of a block of frames
$Sign$	Asymmetric signature function
(SK_c, PK_c)	Asymmetric key pair of the camera
(SK_d, PK_d)	Asymmetric key pair of a delegatee
(SK_f, PK_f)	Factory-generated asymmetric key pair of the camera
(SK_o, PK_o)	Asymmetric key pair of the owner
τ_i	i th tag
t_i	Timestamp of i th frame
$[t_j, t_{j+1})$	Time interval of the j th epoch
$Verify$	Signature verification function
$wifi\ credentials$	Wifi credentials of the owner's network

- (1) **Camera Device:** 1 *Raspberry Pi 4 Model B 2GB*, with camera sensor and our software installed.
- (2) **Android Smartphone Devices:** 3 *Nokia 4.2* with application pre-installed, wifi configured, location enabled (for Bluetooth discovery of nearby devices), and Bluetooth disabled with no prior device paired.
- (3) **Other:** Piece of paper and pen provided (to write down the recovery passphrase).

1301 C.2 During Each Session

1302 We first started by asking some preliminary questions about their background and their experience with smart camera
1303 systems. Next, we explained that the objective of the session was to evaluate the functional usability of the smart
1304 camera system that we designed. Details about privacy violations in current available systems were briefly described to
1305 help the participants understand the motivation of the project. Then, we presented at very high level how the system
1306 we implemented was giving back full control to the users by using end-to-end encryption and strict access mediation to
1307 the decryption keys. We also verified that the participants were either familiar with Android or we showed them how
1308 to navigate between applications on Android.
1309

1310
1311
1312 *C.2.1 Initialization.* You want to secure your home, so you just bought this new smart camera system online. You
1313 received the package with the camera and just downloaded the application on your smartphone. Go ahead with the rest
1314 of the configuration.
1315

- 1316 (1) What did you like about the initialization?
1317 (2) What did you dislike about the initialization?
1318 (3) Any further comments?
1319

1320
1321 *C.2.2 System Usage.* You have your new smart camera all set up, so now you want to be able to see what is happening
1322 inside/outside of your home. For that you open the application to view the live streaming and access the different
1323 functionalities of the application.
1324

- 1325 (1) How do you feel about the quality of the video streaming?
1326 (2) What is your opinion about the following statements (Likert scale: strongly disagree, disagree, neutral, agree,
1327 strongly agree)?
1328 (a) I am happy with the image quality of the streaming.
1329 (b) I am happy with the latency of the streaming.
1330 (c) I am happy with the frame rate of the streaming.
1331 (3) What did you like about the usage of the system/application?
1332 (4) What did you dislike about the usage of the system/application?
1333 (5) Any further comments?
1334
1335
1336

1337
1338 *C.2.3 Delegation.* You want to give access to someone else to the live streaming of your camera, as you are going on
1339 vacation abroad. They have downloaded the application on their phone, you need to add them as a new delegatee on
1340 your application.
1341

- 1342 (1) What did you like about the delegation process?
1343 (2) What did you dislike about the delegation process?
1344 (3) What is your opinion about the following statement: It is easy to add a new delegatee (Likert scale: strongly
1345 disagree, disagree, neutral, agree, strongly agree)?
1346 (4) Would you like to see any change in the delegation process or the options for the access control?
1347 (5) Who would you typically add as a delegatee and for how long?
1348 (6) What do you think of the granularity of the delegation control?
1349 (7) Any further comments?
1350
1351
1352

1353 C.2.4 *Access Recovery*. Unfortunately, on your way back home during the layover, you lost your smartphone, which
1354 was the device you used to access your camera system, and when you come back home, you figured out that someone
1355 has broken in during your holidays and robbed you. You buy a new smartphone, install back the application on it, and
1356 want to recover access to your system to see what happened. Luckily, you wrote down your recovery passphrase.
1357

- 1358 (1) What did you like about the recovery process?
- 1359 (2) What did you dislike about the recovery process?
- 1360 (3) What is your opinion about the following statement: It is important for me to have a recovery process. (Likert
1361 scale: strongly disagree, disagree, neutral, agree, strongly agree)?
- 1362
- 1363 (4) Any further comments?
1364

1365 C.2.5 *Factory Reset*. Finally, you want to reconfigure your system as you lost your smartphone, but before you want
1366 to make sure to factory reset the system.
1367

- 1368 (1) What did you like about the factory reset process?
- 1369 (2) What did you dislike about the factory reset process?
- 1370 (3) What is your opinion about the following statement: It is important for me to have a factory reset process.
1371 (Likert scale: strongly disagree, disagree, neutral, agree, strongly agree)?
- 1372
- 1373 (4) Any further comments?
1374

1375 C.3 After Each Session

1376 After each session, we made sure that every device was reset and back into its initial state, as if the session had not
1377 occurred.
1378
1379

1380 D STORYBOARD

1381 Following is the storyboard of the CaCTUs's smartphone application.
1382
1383
1384
1385
1386
1387
1388
1389
1390
1391
1392
1393
1394
1395
1396
1397
1398
1399
1400
1401
1402
1403
1404

1405
1406
1407
1408
1409
1410
1411
1412
1413
1414
1415
1416
1417
1418
1419
1420
1421
1422
1423
1424
1425
1426
1427
1428
1429
1430
1431
1432
1433
1434
1435
1436
1437
1438
1439
1440
1441
1442
1443
1444
1445
1446
1447
1448
1449
1450
1451
1452
1453
1454
1455
1456

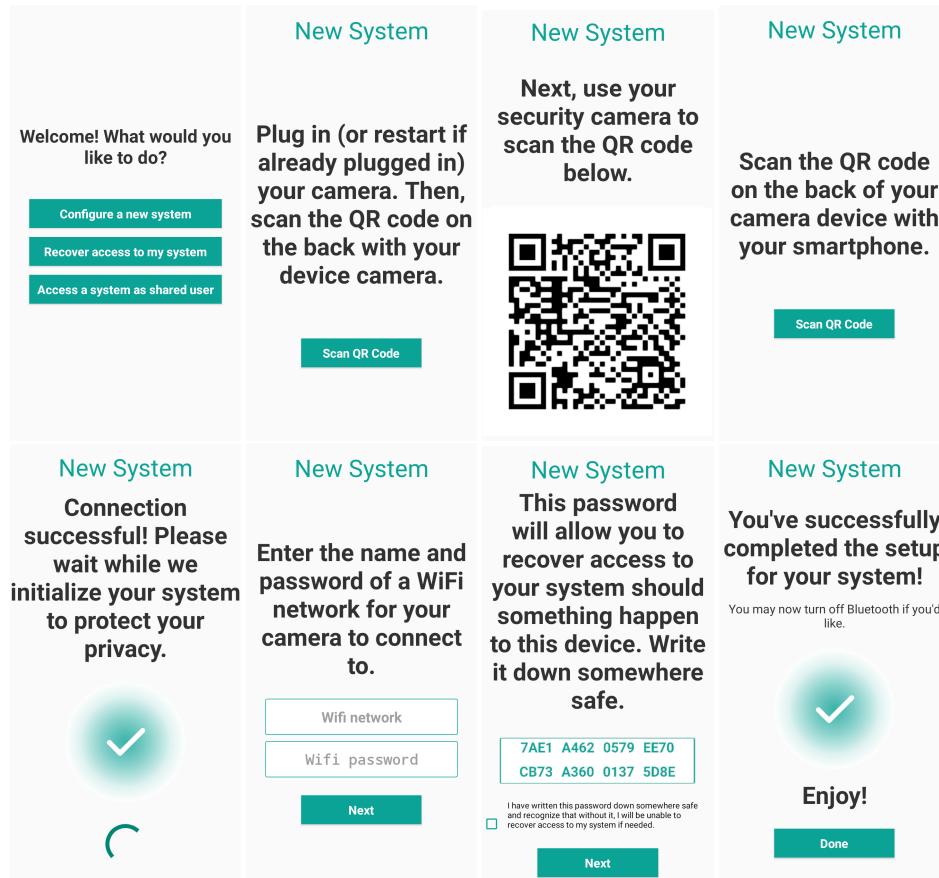


Fig. 6. Screenshots of the CaCTUs smartphone application of the owner during initialization of the system.

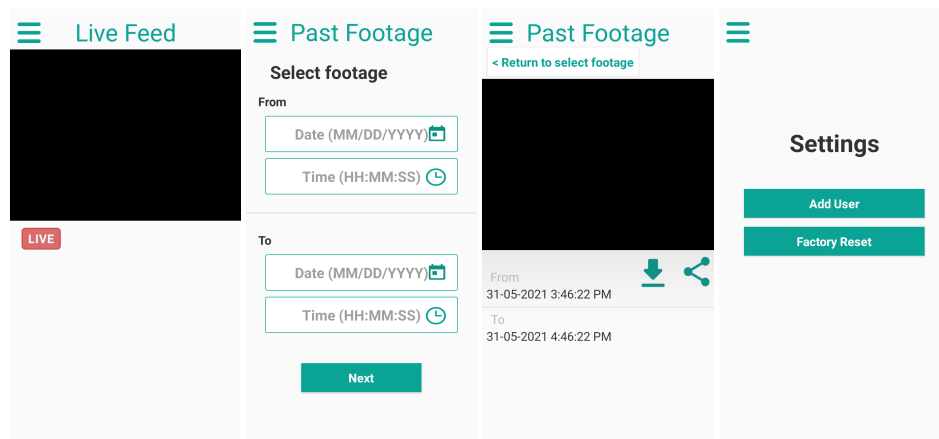


Fig. 7. Screenshots of the CaCTUs smartphone application: home page (live feed), access to past footage, and settings.

1457
1458
1459
1460
1461
1462
1463
1464
1465
1466
1467
1468
1469
1470
1471
1472
1473
1474
1475
1476
1477
1478
1479
1480
1481
1482
1483
1484
1485
1486
1487
1488
1489
1490
1491
1492
1493
1494
1495
1496
1497
1498
1499
1500
1501
1502
1503
1504
1505
1506
1507
1508

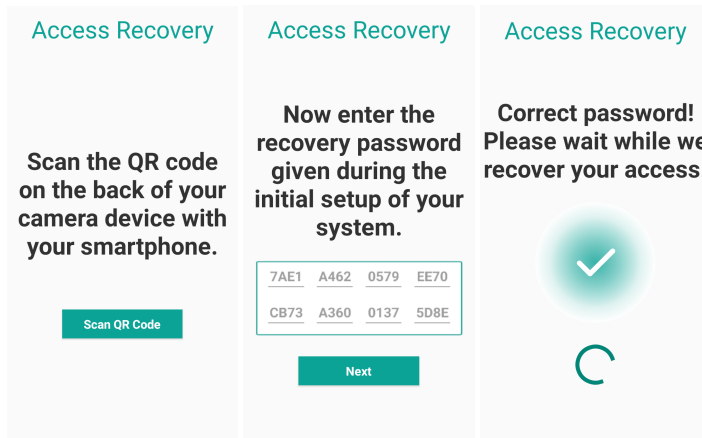


Fig. 8. Screenshots of the CaCTUs smartphone application of the owner during access recovery.

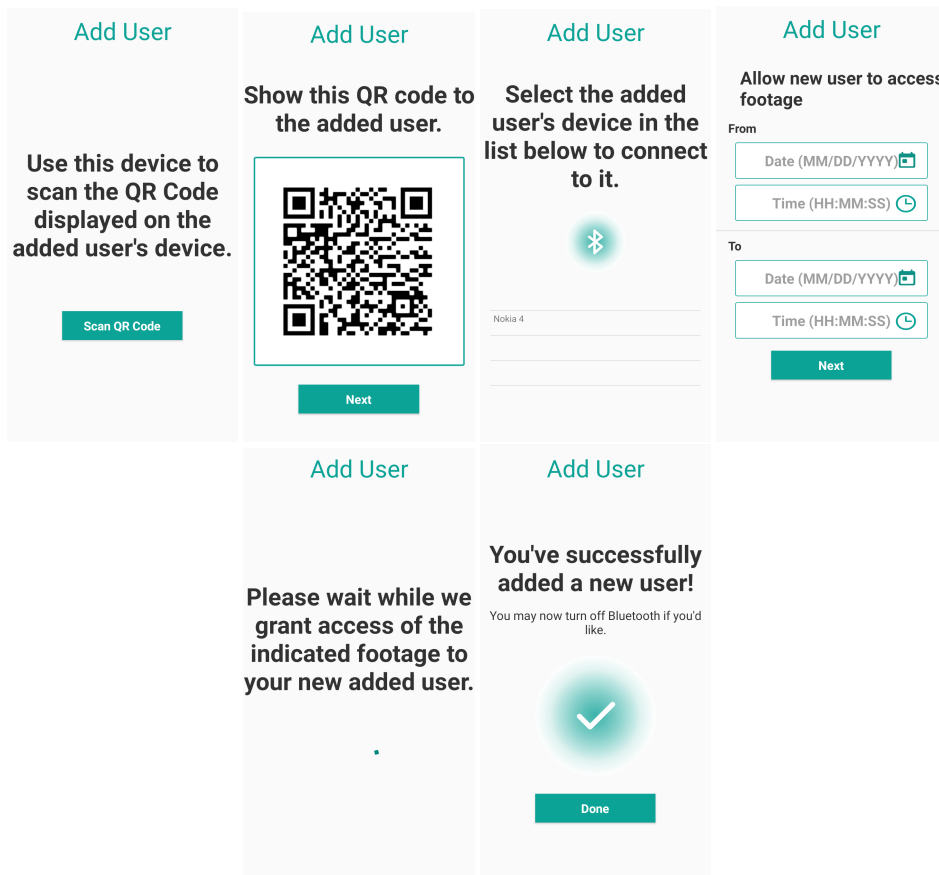


Fig. 9. Screenshots of the CaCTUs smartphone application of the owner during delegation.

1509
1510
1511
1512
1513
1514
1515
1516
1517
1518
1519
1520
1521
1522
1523
1524
1525
1526
1527
1528
1529
1530
1531
1532
1533
1534
1535
1536
1537
1538
1539
1540
1541
1542
1543
1544
1545
1546
1547
1548
1549
1550
1551
1552
1553
1554
1555
1556
1557
1558
1559
1560

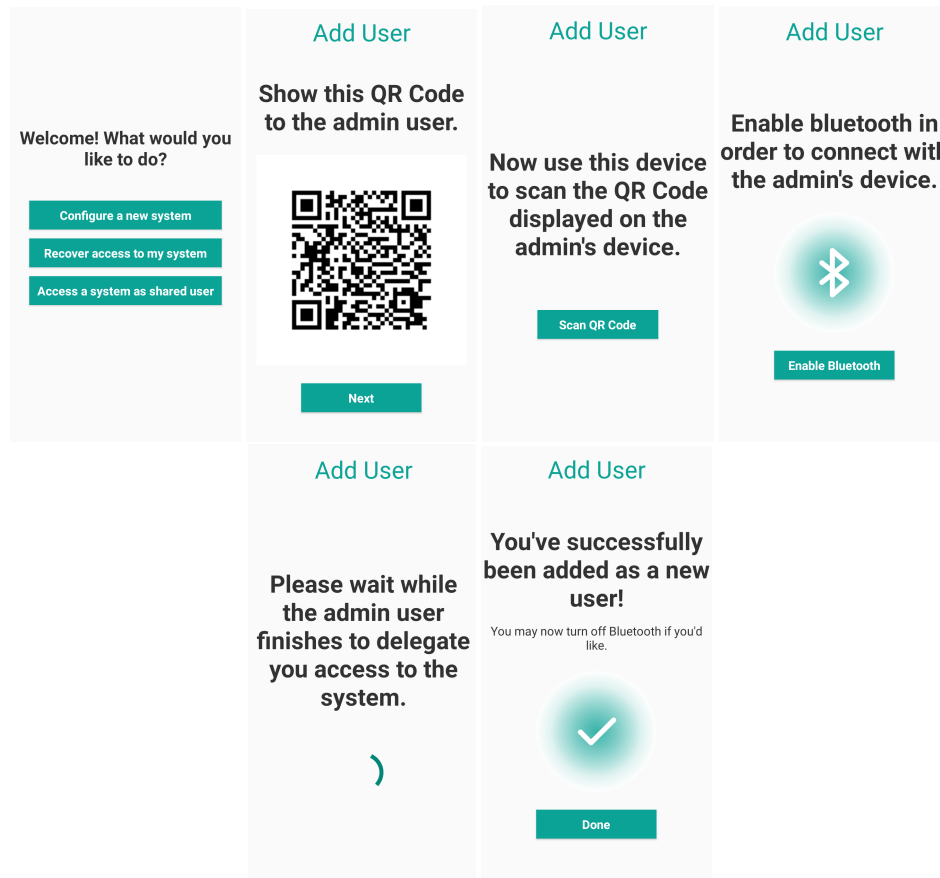


Fig. 10. Screenshots of the CaCTUS smartphone application of the delegatee during delegation.